

Health Plan Quarterly Update

July 18, 2018

Stephen Babich

Supervising Examiner, Office of Financial Review

Knox-Keene Licensed Plans

	6/15/2017	6/15/2018
Full Service (Health)	74	78
Dental	15	15
Behavioral Health	11	13
Vision	9	9
Pharmacy (Medicare Part D)	3	2
Discount	3	3
Chiropractic	3	3
Dental/Vision	2	2
Total	120	125

Full Service Enrollment

(in Millions)

	3/31/15	3/31/16	3/31/17	3/31/18
Full Service Lives**	24.68	25.72	26.25	26.54
Key Enrollment Blocks:				
Total Commercial	12.75	13.19	13.33	13.52
Total Government	11.93	12.53	12.92	13.02

** Total Service Lives as reported by Plans excluding Plan to Plan, ASO, Med Supp and other minor categories.

Commercial Enrollment

(in Millions)

	3/31/15	3/31/16	3/31/17	3/31/18
Total HMO	10.04	10.10	10.36	10.77
Large Group	7.63	7.67	7.69	7.96
Small Group	1.22	1.26	1.38	1.39
Individual	1.10	1.10	1.23	1.35
POS	0.09	0.07	0.06	0.07
PPO/EPO	2.71	3.09	2.97	2.75
Total Commercial	12.75	13.19	13.33	13.52

Government Enrollment

(in Millions)

	3/31/15	3/31/16	3/31/17	3/31/18
Medi-Cal	9.77	10.30	10.62	10.57
Medicare Risk	2.16	2.23	2.30	2.45
Total Government	11.93	12.53	12.92	13.02

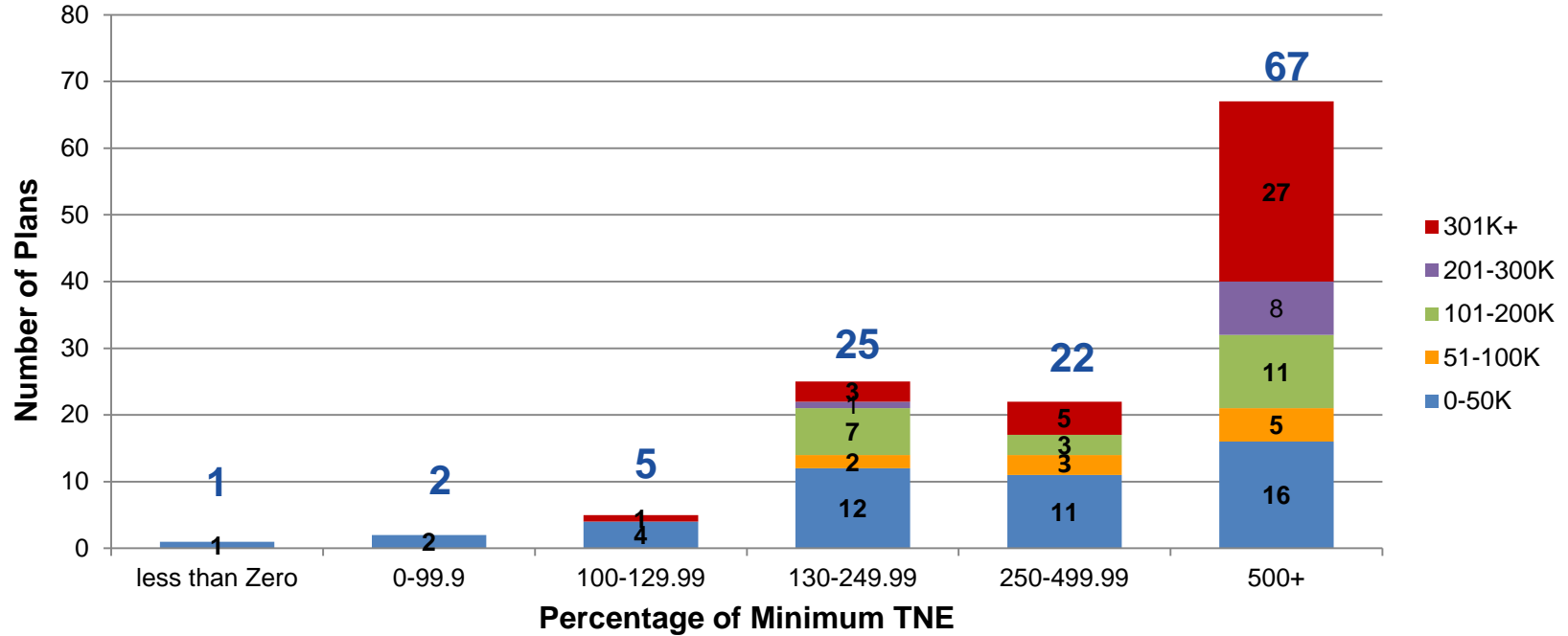
Closely Monitored Plans

	2017	2018
Full Service Plans	16	23
Medi-Cal	3	4
Medicare Advantage	6	12
Commercial	7	7
Behavioral Health	2	1
Dental	2	1
Vision	2	1
Total	22	26

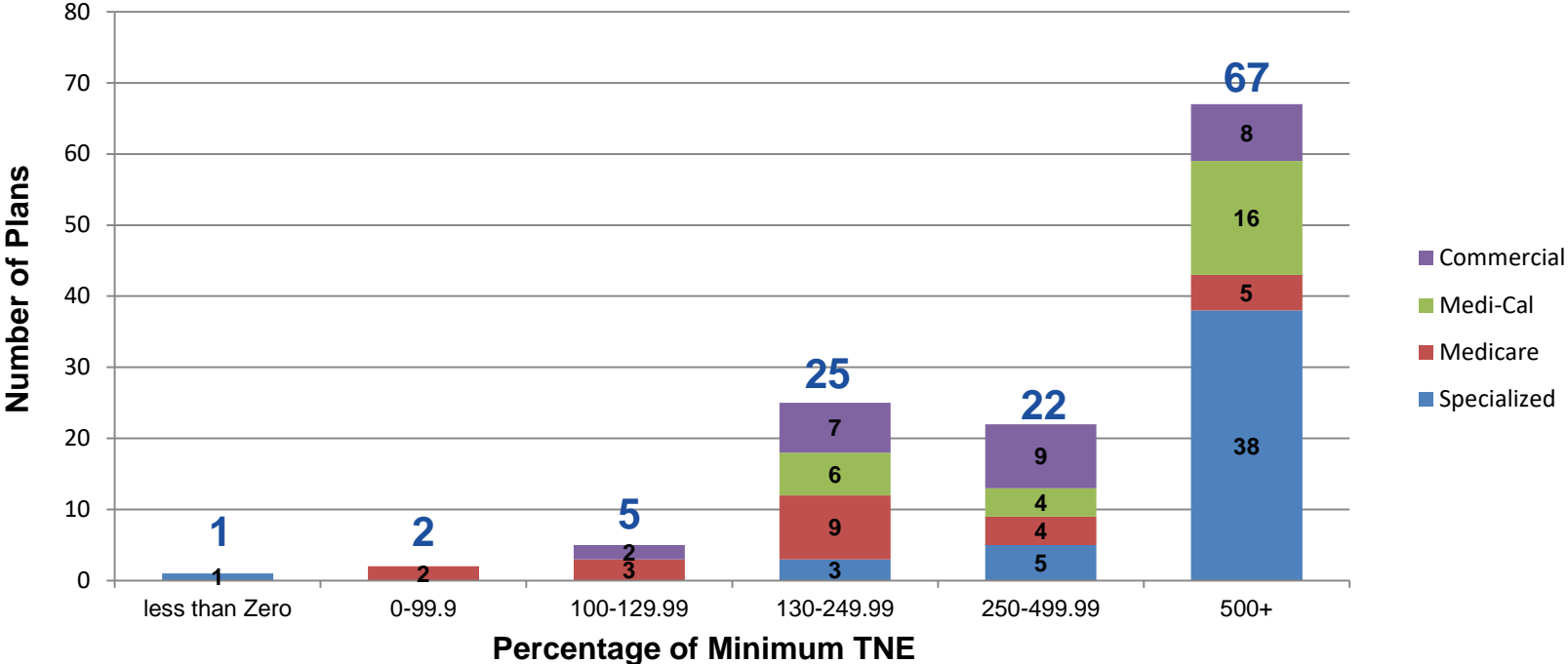
TNE Deficient Plans

Quarter Ending	3/31/15	3/31/16	3/31/17	3/31/18
Number of Plans	1-FS	0	0	2-FS 1-Spec
Covered Lives	2,256	0	0	73,066
Plan(s)	<ul style="list-style-type: none"> Premier Health Plan Services, Inc. 			<ul style="list-style-type: none"> Choice Physicians Network, Inc. Premier Eye Care, Inc. Universal Health Care, Inc.
FS =Full Service Spec =Specialized				

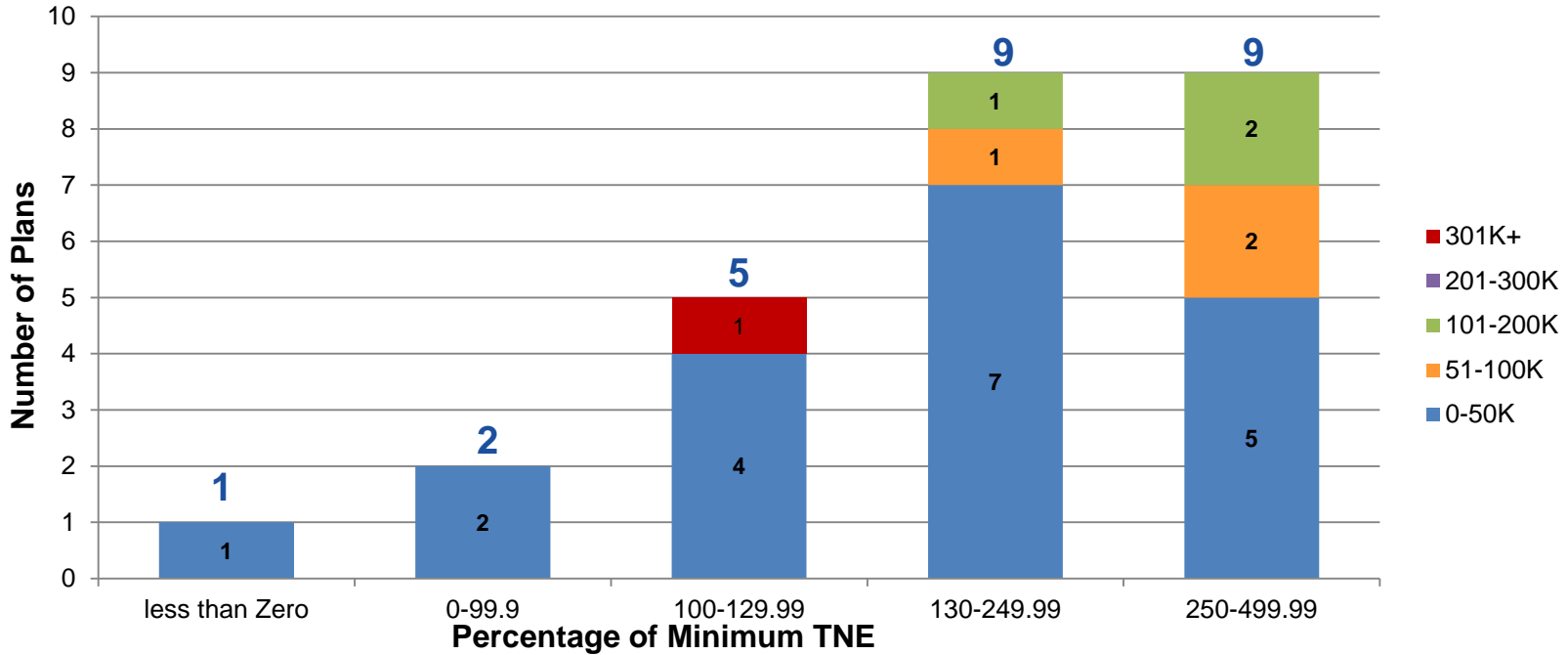
Tangible Net Equity of All Plans by Enrollment as of March 31, 2018



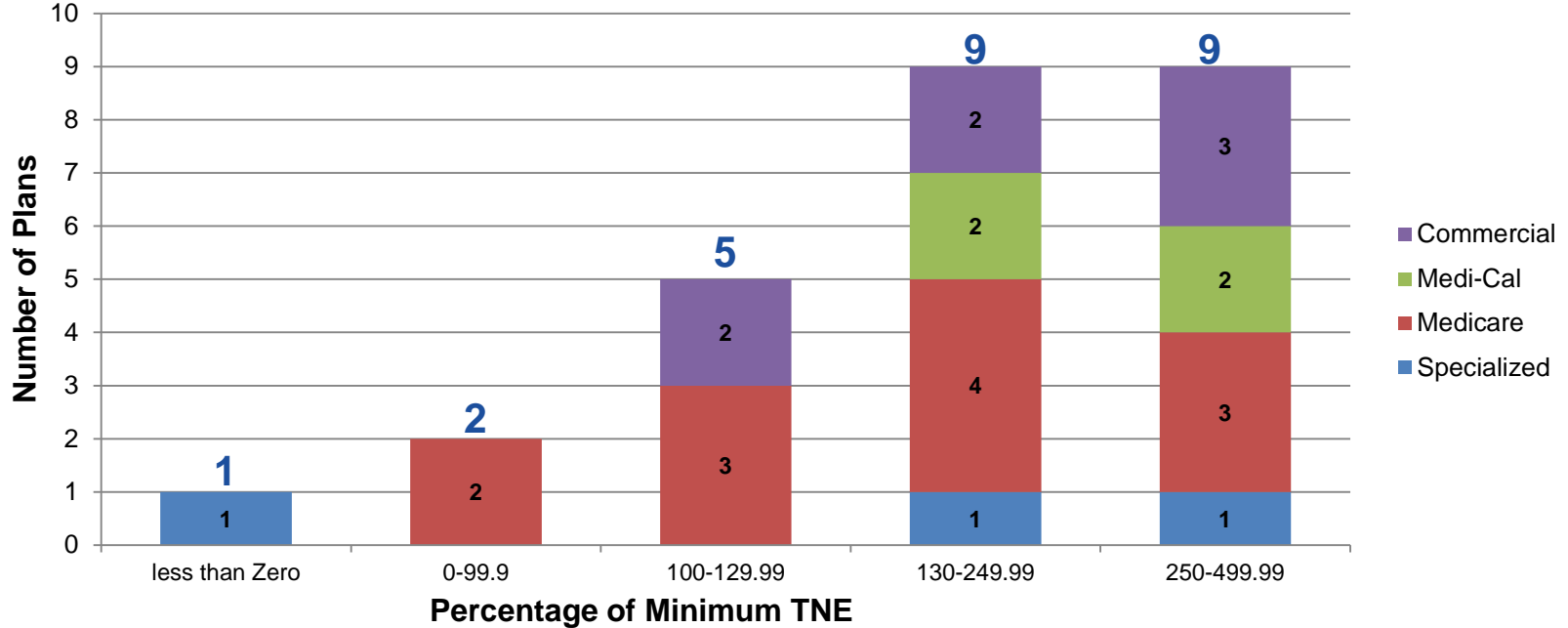
Tangible Net Equity of All Plans by Line of Business as of March 31, 2018



Tangible Net Equity of Closely Monitored Plans by Enrollment as of March 31, 2018



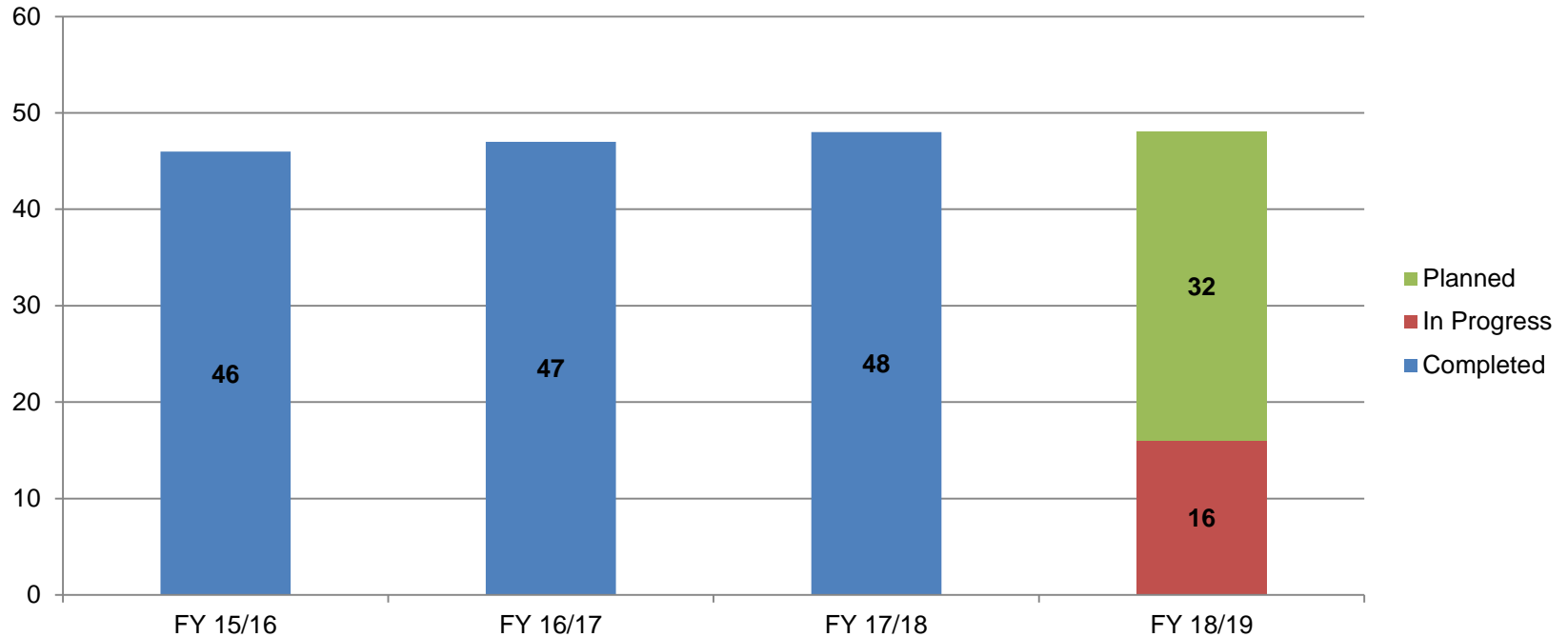
Tangible Net Equity of Closely Monitored Plans by Line of Business as of March 31, 2018



Corrective Action Plans

CAP	Total
Pending Approval	12
In Progress	9
Total	21

Number of Examinations



Questions