

Health Plan Quarterly Update

October 18, 2017

Stephen Babich

Supervising Examiner, Office of Financial Review

Knox-Keene Licensed Plans

	9/22/2016	9/22/2017
Full Service (Health)	74	74
Dental	15	15
Behavioral Health	12	12
Vision	10	11
Pharmacy (Medicare Part D)	4	3
Discount	3	3
Chiropractic	3	3
Dental/Vision	2	2
Total	123	123

Full Service Enrollment

(in Millions)

	6/30/14	6/30/15	6/30/16	6/30/17
Full Service Lives**	22.61	24.97	25.79	26.18
Key Enrollment Blocks:				
Total Commercial	12.50	12.66	13.09	13.21
Total Government	10.11	12.31	12.70	12.97

** Total Service Lives as reported by Plans excluding Plan to Plan, ASO, Med Supp and other minor categories.

Commercial Enrollment

(in Millions)

	6/30/14	6/30/15	6/30/16	6/30/17
Total HMO	9.86	9.96	10.02	10.28
Large Group	7.67	7.57	7.65	7.67
Small Group	1.18	1.21	1.26	1.37
Individual	0.92	1.09	1.04	1.18
POS	0.09	0.09	0.07	0.06
PPO/EPO	2.64	2.70	3.07	2.93
Total Commercial	12.50	12.66	13.09	13.21

Government Enrollment

(in Millions)

	6/30/14	6/30/15	6/30/16	6/30/17
Medi-Cal	8.04	10.15	10.44	10.64
Medicare Risk	2.05	2.15	2.25	2.32
Other Government Programs	0.02	0.01	0.01	0.01
Total Government	10.11	12.31	12.70	12.97

Closely Monitored Plans

as of September 22, 2017(QE 6/30/2017)

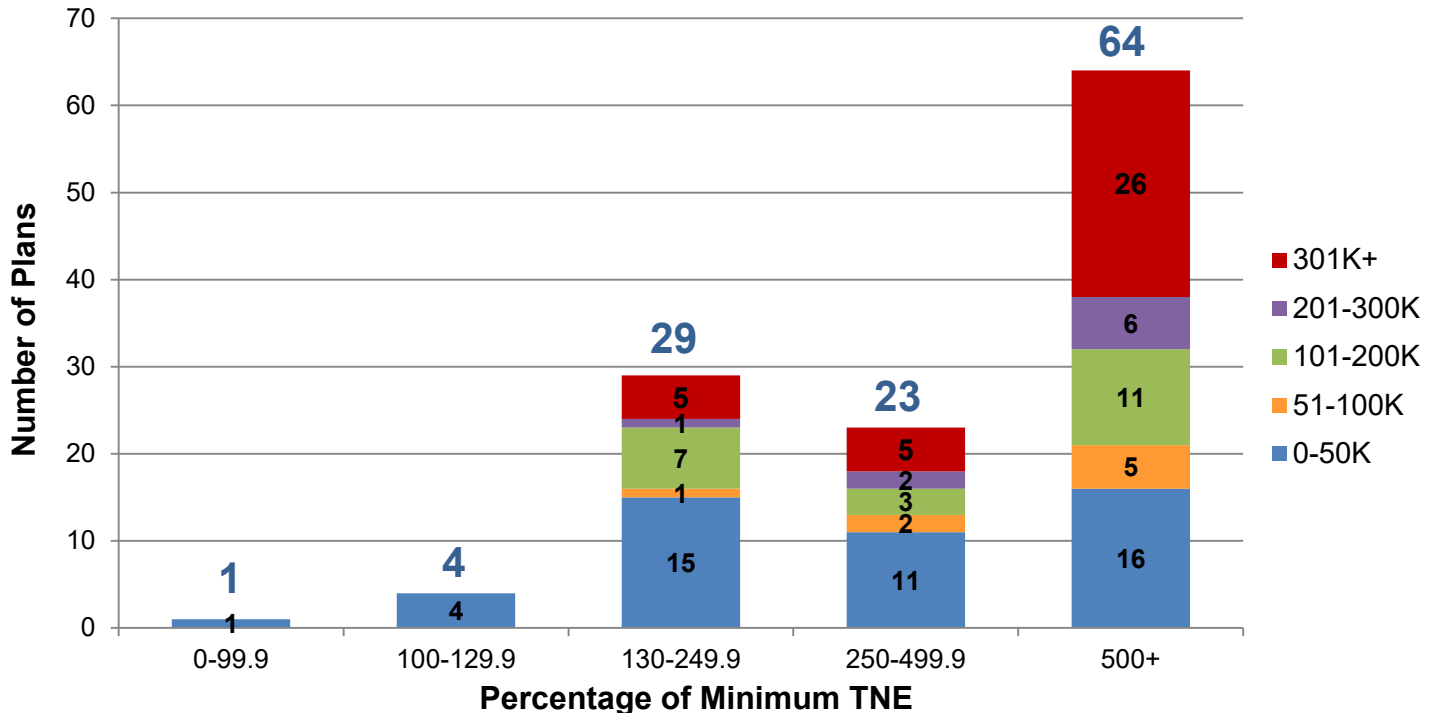
	2016	2017
Full Service Plans	22	20
Medi-Cal	3	4
Medicare Advantage	10	9
Commercial	9	7
Behavioral Health	2	1
Dental	3	2
Vision	1	1
Total	28	24

TNE Deficient Plans

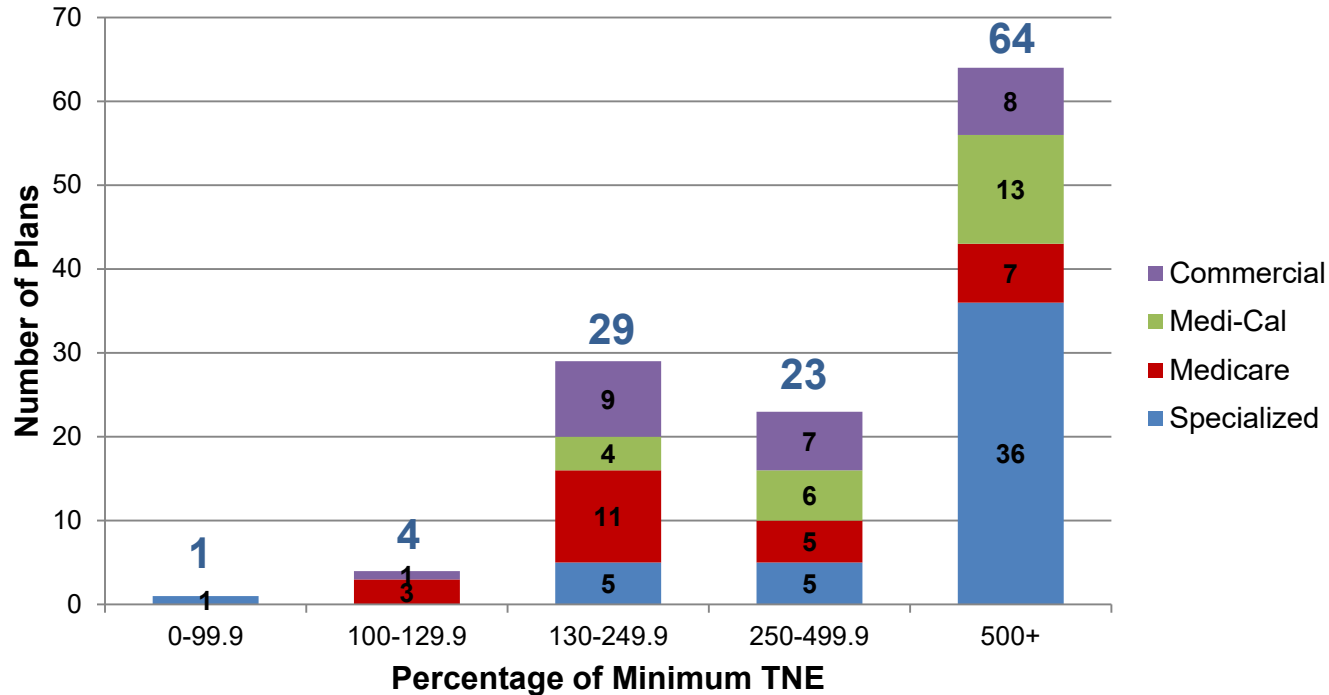
Quarter Ending	6/30/14	6/30/15	6/30/16	6/30/17
Number of Plans	2-FS 1-Spec	2-FS	1-FS 1-Spec	1-Spec
Covered Lives	229,346	12,015	56,926	7,514
Plan(s)	<ul style="list-style-type: none"> Alameda Alliance for Health For Eyes Vision Plan, Inc. Premier Health Plan 	<ul style="list-style-type: none"> Premier Health Plan Universal Care 	<ul style="list-style-type: none"> County of Ventura WellCall, Inc. 	<ul style="list-style-type: none"> For Eyes Vision Plan, Inc.

FS=Full Service
Spec=Specialized

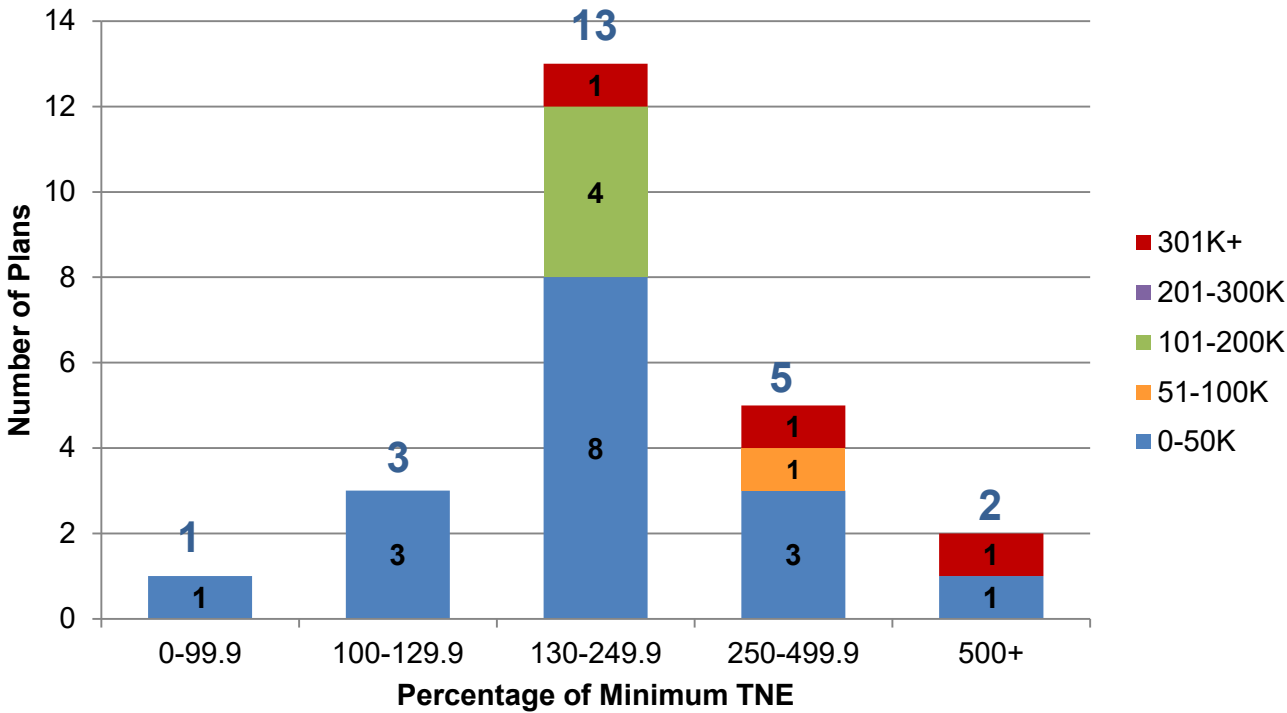
Tangible Net Equity of All Plans by Enrollment as of June 30, 2017



Tangible Net Equity of All Plans by Line of Business as of June 30, 2017

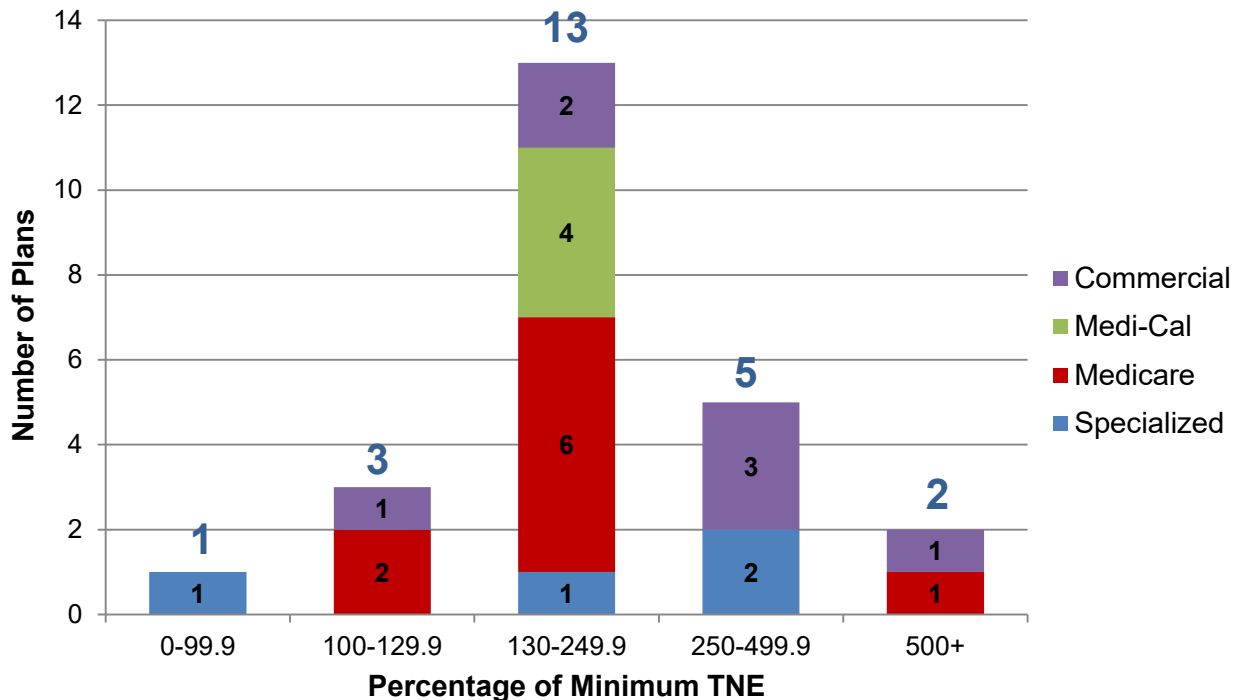


Tangible Net Equity of Closely Monitored Plans by Enrollment as of September 22, 2017(QE 6/30/2017)



Tangible Net Equity of Closely Monitored Plans by Line of Business

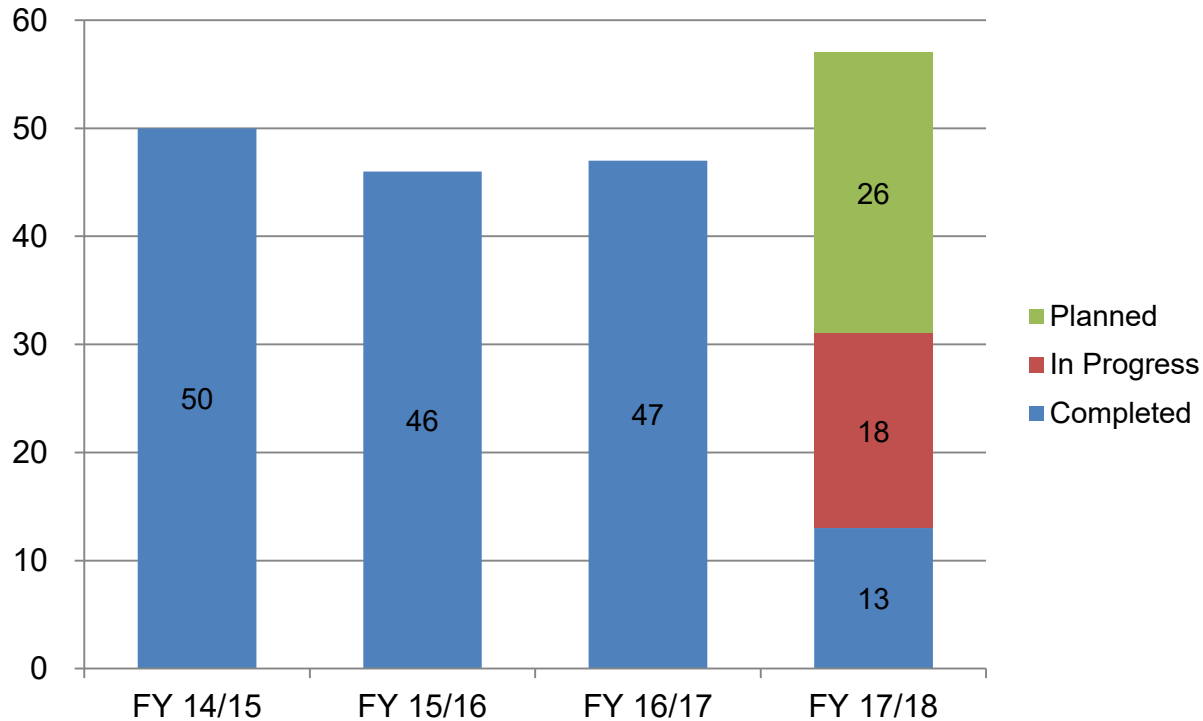
as of September 22, 2017(QE 6/30/2017)



Corrective Action Plans

CAP	Total
Pending Approval	7
In Progress	18
Total	25

Number of Examinations



Questions?