

DIVISION OF FINANCIAL OVERSIGHT UPDATE TO THE FSSB

November 18, 2013

Dennis Balmer

Deputy Director, Office of Financial Review

www.HealthHelp.ca.gov

DFO Updates

1. # of Licensed Plans
2. Enrollment
3. Tangible Net Equity of Plans
4. Closely Monitored Plans
5. TNE Deficient Plans

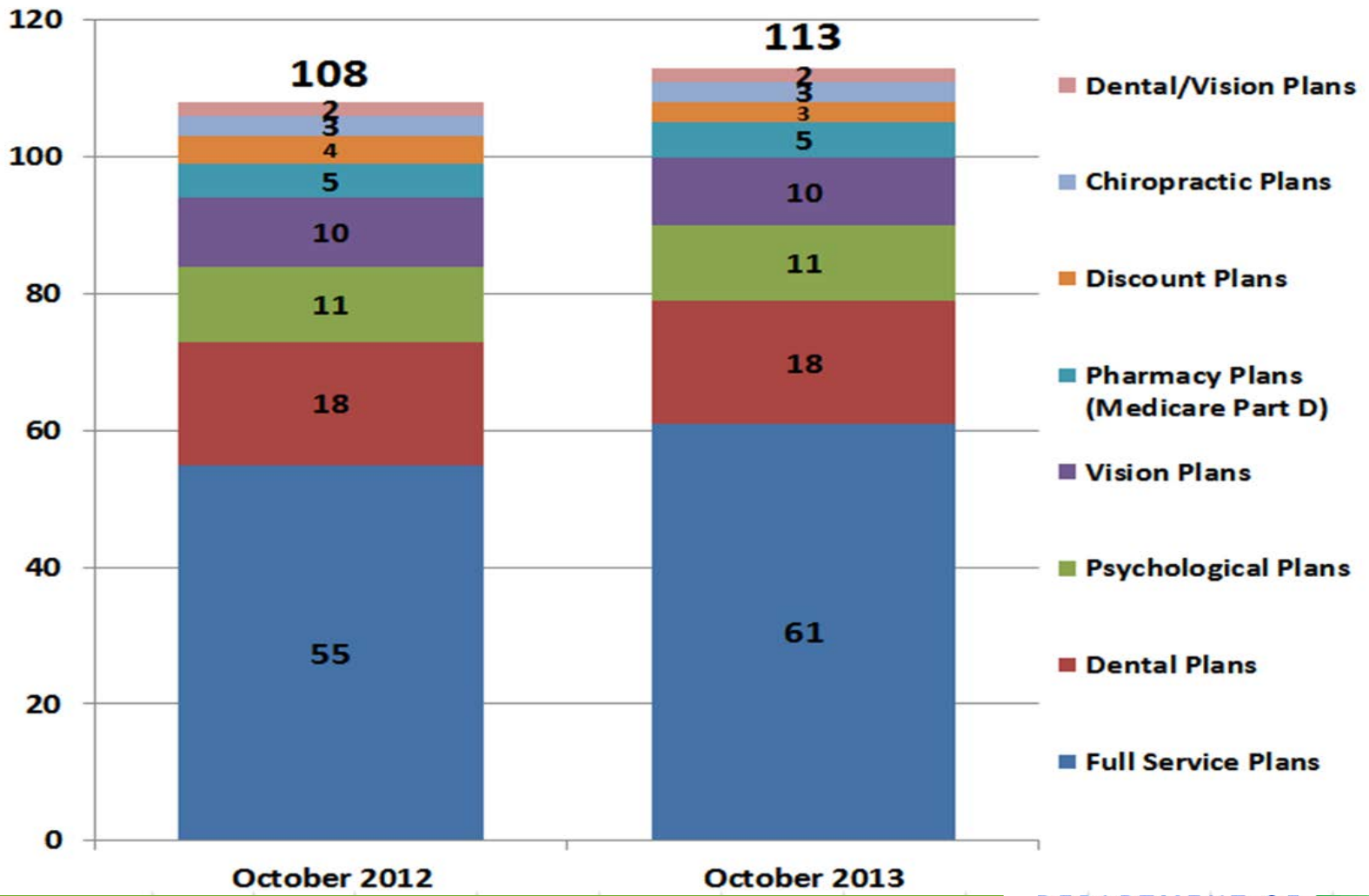
www.HealthHelp.ca.gov

DFO Responsibilities

- Review of Health Plan Filings
- Financial Statement Review
- Financial Examinations
- Claims Initiative Exams
- Medical Loss Ratio Exams

www.HealthHelp.ca.gov

Knox-Keene Licensed Plans



www.HealthHelp.ca.gov

Full Service Enrollment*

(in Millions)

9/30/12 12/31/12 3/31/13 6/30/13

Full Service Lives	22.6	22.6	22.4	22.7
---------------------------	-------------	-------------	-------------	-------------

Key Enrollment Blocks:

Total Commercial	10.28	10.22	10.10	10.06
Total Government	8.61	8.63	8.72	9.07

*Total Enrollment as reported by Plans including Plan to Plan enrollees.

www.HealthHelp.ca.gov

Commercial Enrollment

(in Millions)

9/30/12 12/30/12 3/31/13 6/30/13

Total HMO	8.74	8.71	8.55	8.50
Large Group	7.46	7.44	7.31	7.26
Small Group	1.03	1.03	1.00	1.00
Individual	0.17	0.16	0.16	0.15
Point of Service	0.08	0.08	0.08	0.09
PPO (Group & Ind.)	<u>1.54</u>	<u>1.51</u>	<u>1.55</u>	<u>1.56</u>
Total Commercial	10.28	10.22	10.10	10.06

www.HealthHelp.ca.gov

Government Enrollment

(in Millions)

	<u>9/30/12</u>	<u>12/31/12</u>	<u>3/31/13</u>	<u>6/30/13</u>
Medi-Cal	5.55	5.56	5.91	6.60
Medicare	2.21	2.24	2.29	2.32
Healthy Families	<u>0.85</u>	<u>0.83</u>	<u>0.52</u>	<u>0.15</u>
Total Government	8.61	8.63	8.72	9.07

www.HealthHelp.ca.gov

Closely Monitored Plans

	6/30/2012	3/31/2013	6/30/2013*
Full Service Plans	21	24	26
Dental Plans	2	4	5
Pharmacy Plans	4	1	1
Discount Plans	2	2	2
Psychological Plans	2	2	2
Vision Plans	<u>2</u>	<u>2</u>	<u>2</u>
Total	33	35	38

*Approximately 1.4M full service enrollees & 2.5M specialty enrollees are in Closely Monitored Plans

www.HealthHelp.ca.gov

Closely Monitored Full Service Plans

as of June 30, 2013

	6/30/2012	6/30/2013
Medicare Plans	11	12
Medi-Cal Plans	4	6
Commercial Plans	<u>6</u>	<u>8</u>
Total	21	26

www.HealthHelp.ca.gov

TNE Deficient Plans

As of Quarter End 6/30/2013

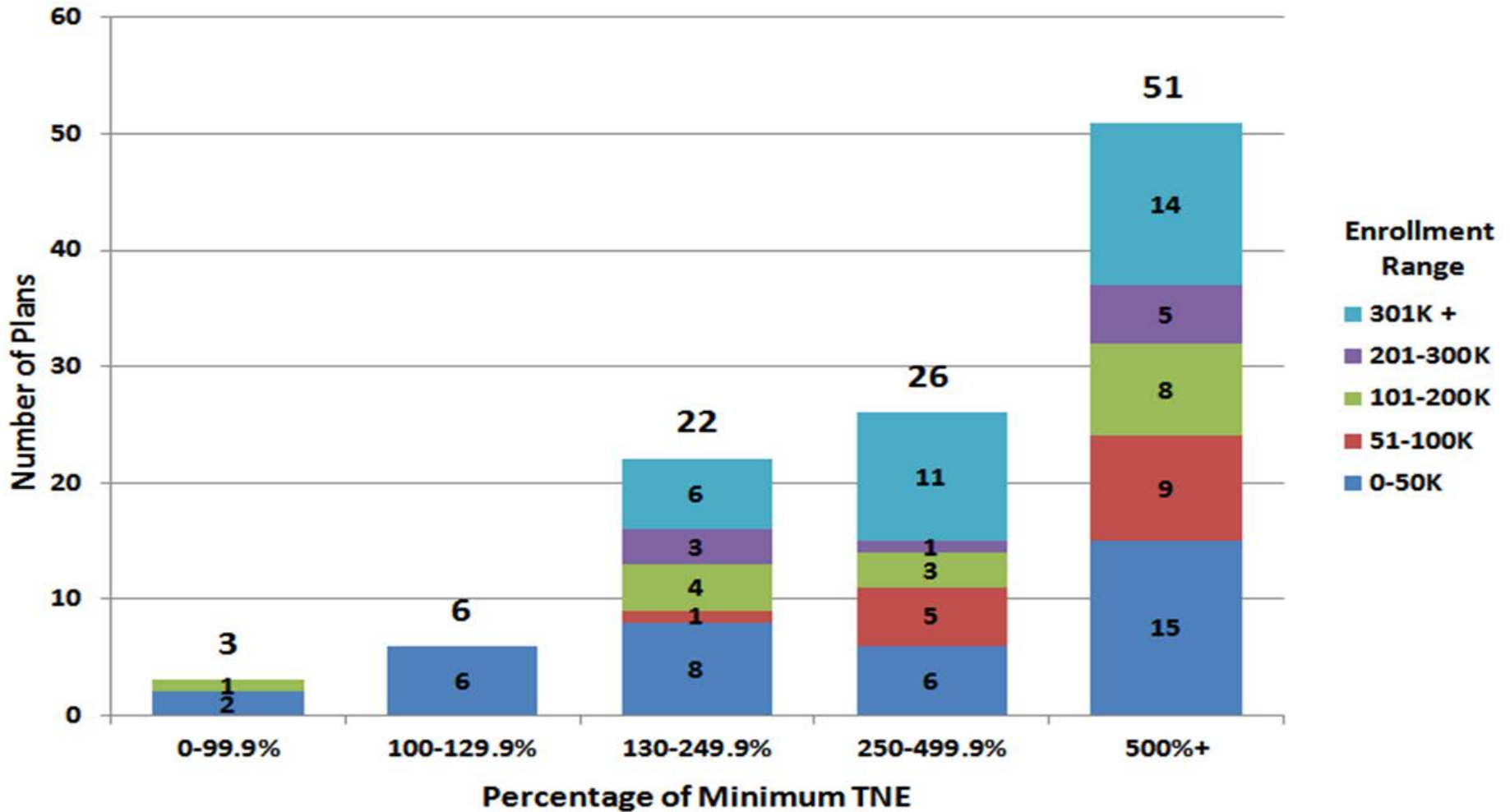
—3 Full Service Plans, 162,995 lives

As of Month End 8/31/2013

—1 Full Service Plan, 163,349 lives

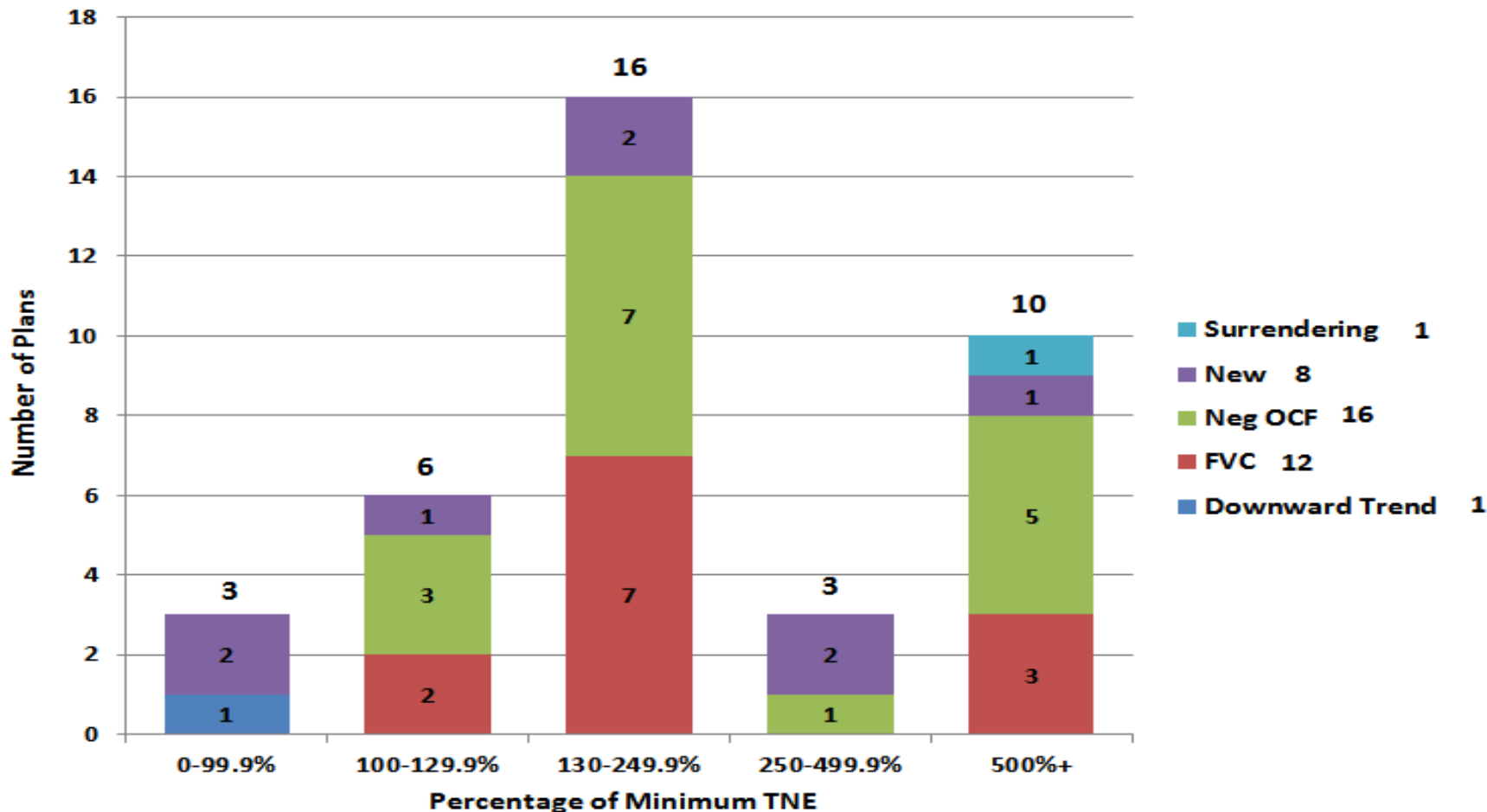
www.HealthHelp.ca.gov

Tangible Net Equity of Plans as of June 30, 2013



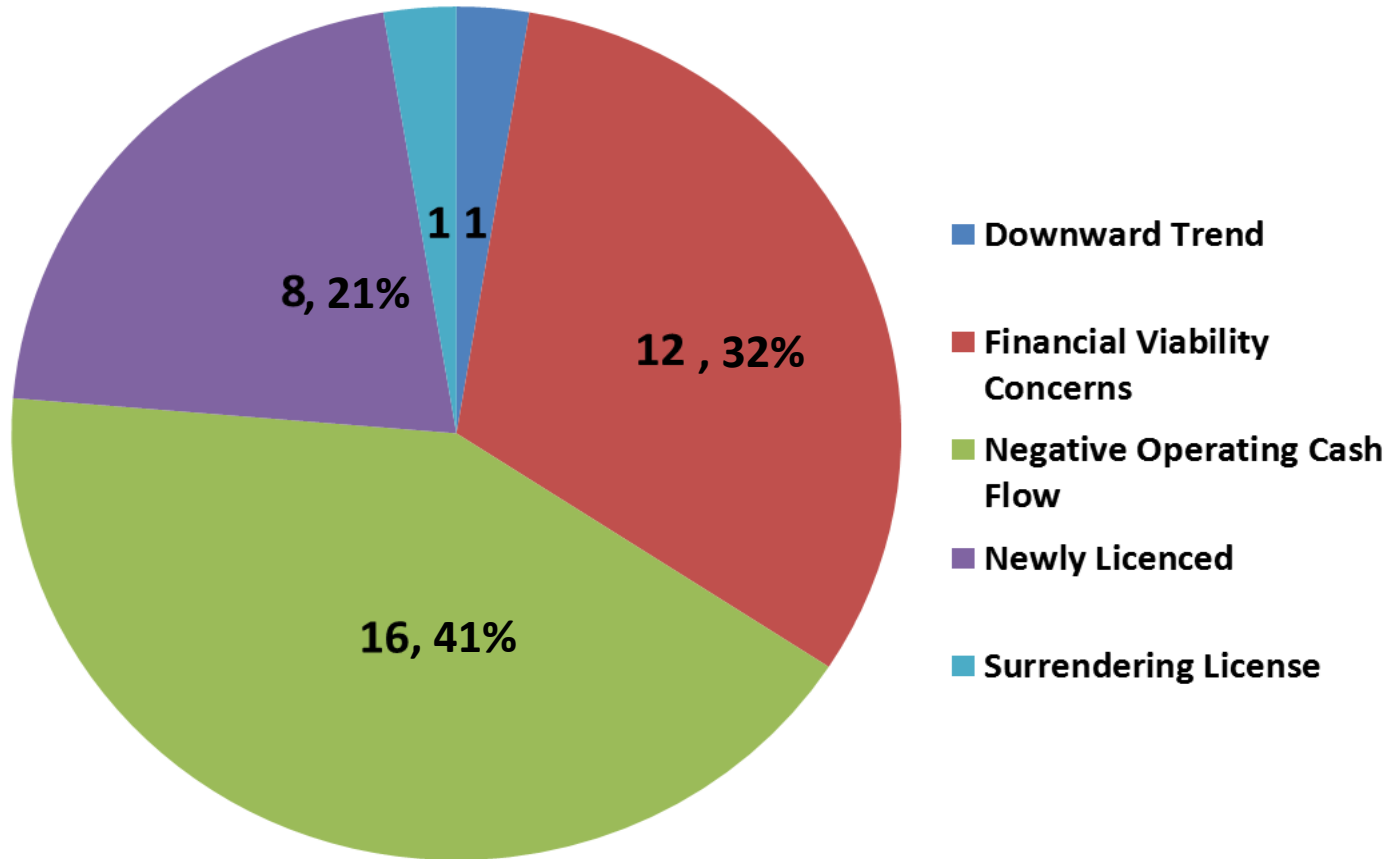
www.HealthHelp.ca.gov

Tangible Net Equity of Closely Monitored Plans as of June 30, 2013



www.HealthHelp.ca.gov

Details of Closely Monitored Plans as of June 30, 2013



www.HealthHelp.ca.gov

Questions?

www.HealthHelp.ca.gov