

Provider Solvency Quarterly Update

April 18, 2018

Michelle Yamanaka

Supervising Examiner, Office of Financial Review

Risk Bearing Organization (RBO) Financial Reporting as of 12/31/17

185 Risk Bearing Organizations are required to file survey reports:

Annual:

- All RBOs file Annual Survey Reports (based on audited financial statements).

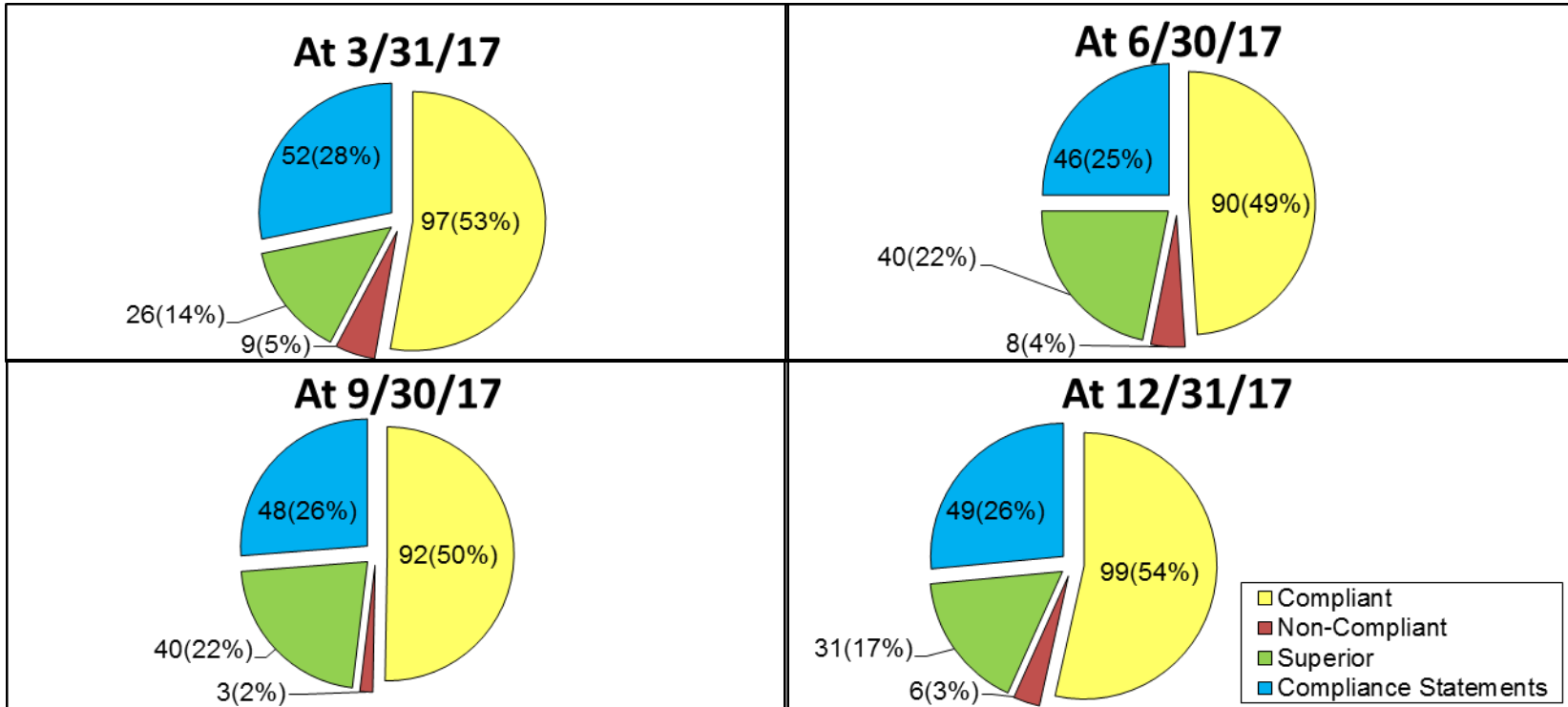
Quarterly:

- 136 RBOs filed Quarterly Survey Reports
- 49 RBOs filed Compliance Statements

Monthly:

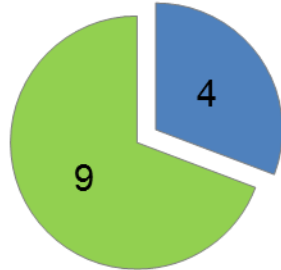
- 5 RBOs file monthly financial statements

Status of all Risk Bearing Organizations

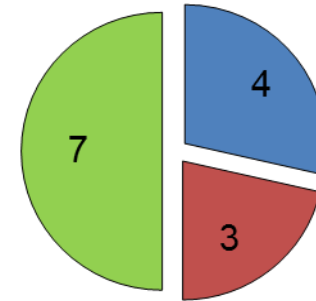


Status of Corrective Action Plans by RBO

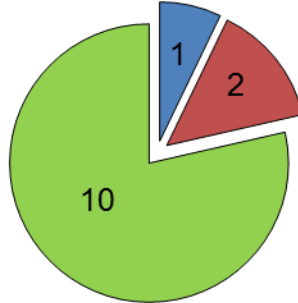
CAP Status at 3/31/17



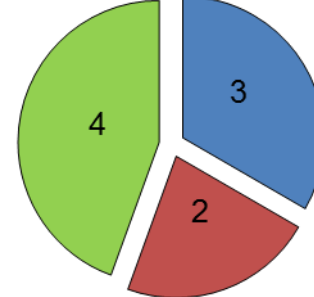
CAP Status at 6/30/17



CAP Status at 9/30/17



CAP Status at 12/31/17

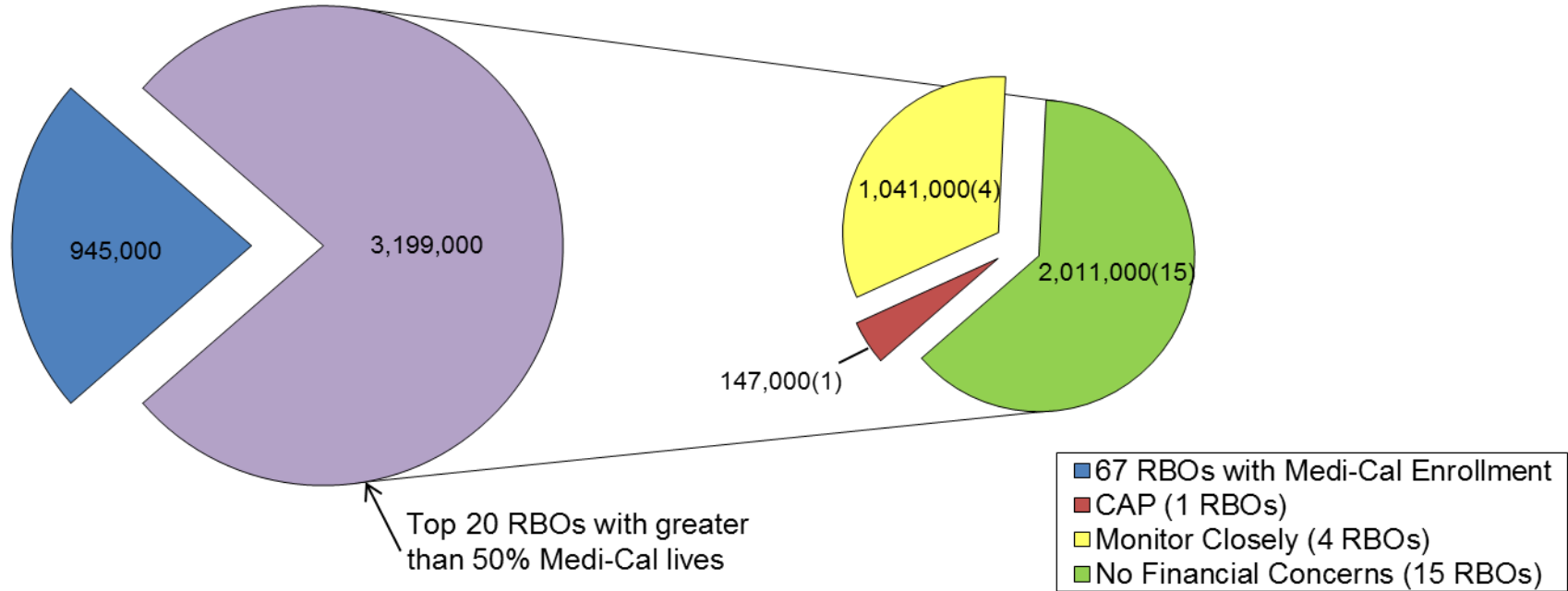


CAP Review Summary as of 12/31/17

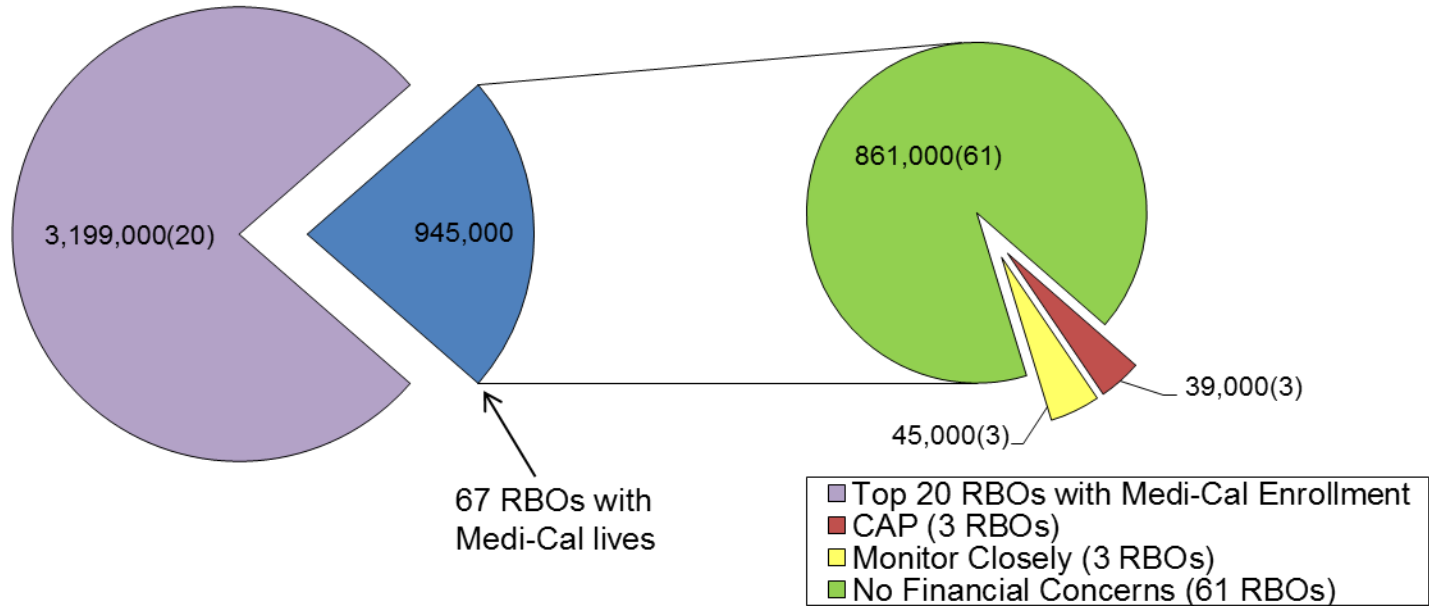
RBO	Enrollment at FYE	Deficiency	CAP Review as of					Year 2015
			QE 12/31/17	QE 9/30/17	QE 6/30/17	QE 3/31/17	QE 12/31/16	
Accountable Health Care IPA	150k-200k	TNE,WC,CC	X	X	X	X		X
Asian American Medical Group	5k-10k	CT		X	X	X	X	
Bright Health Physicians of PIH	50k-75k	CT					X	X
Bright Health Physicians of PIH	50k-75k	WC						X
Children First Medical Group, Inc.	50k-75k	CT						X
Chinese Community Health Care Association	10k-15k	CT		X	X	X	X	
College Health IPA	200k+	CT				X	X	X
Desert Valley Medical Group	0-5k	TNE,WC	X	X	X			X
Facey Medical Foundation	75k-100k	WC			X	X	X	
Family Care Specialists Medical Group	10k-15k	CT			X	X		
Fenix Medical Group	0-5k	TNE,WC						X
First Choice Medical Group	75k-100k	TNE,WC,CC						X
Golden Empire Managed Care Medical Group	50k-75k	CT	X					
Health Connect Medical Group	0-5k	TNE		X				
Horizon Valley Medical Group	15k-20k	TNE				X	X	
Imperial Health Holdings, A Professional Medical Corporation	0-5k	TNE		X	X	X		
Independence Medical Group	100k-150k	TNE,WC						X
Jade Health Care Medical Group	0-5k	TNE	X	X	X	X	X	
Jade Health Care Medical Group	0-5k	WC	X	X	X			
Marin IPA	20-30k	CT		X	X			
Maverick Medical Group	10k-15k	TNE,WC	X	X	X	X	X	X
Merit IPA	0-5k	TNE,WC,CC	X	X	X			
Nivano Physicians, Inc. (Formerly Sierra Nevada Medical Associates, Inc.)	40k-50k	TNE,WC,CC	X	X	X	X	X	X
Northern California Physicians Care Network, Inc.	0-5k	TNE,WC,CC				X	X	
Omicare Medical Group	30k-40k	TNE,CC						X
Physicians Medical Group of San Jose	75k-100k	CT			X	X		X
Qualcare Incorporated	0-5k	TNE	X				X	X
Santa Clara County IPA	20-30k	TNE						X
Verity Medical Foundation (Formerly DCHS Medical Foundation)	15k-20k	WC		X	X		X	X

Deficiency
CT – Claims Timeliness
CC – Cash-to-Claims Ratio
TNE – Tangible Net Equity
WC – Working Capital

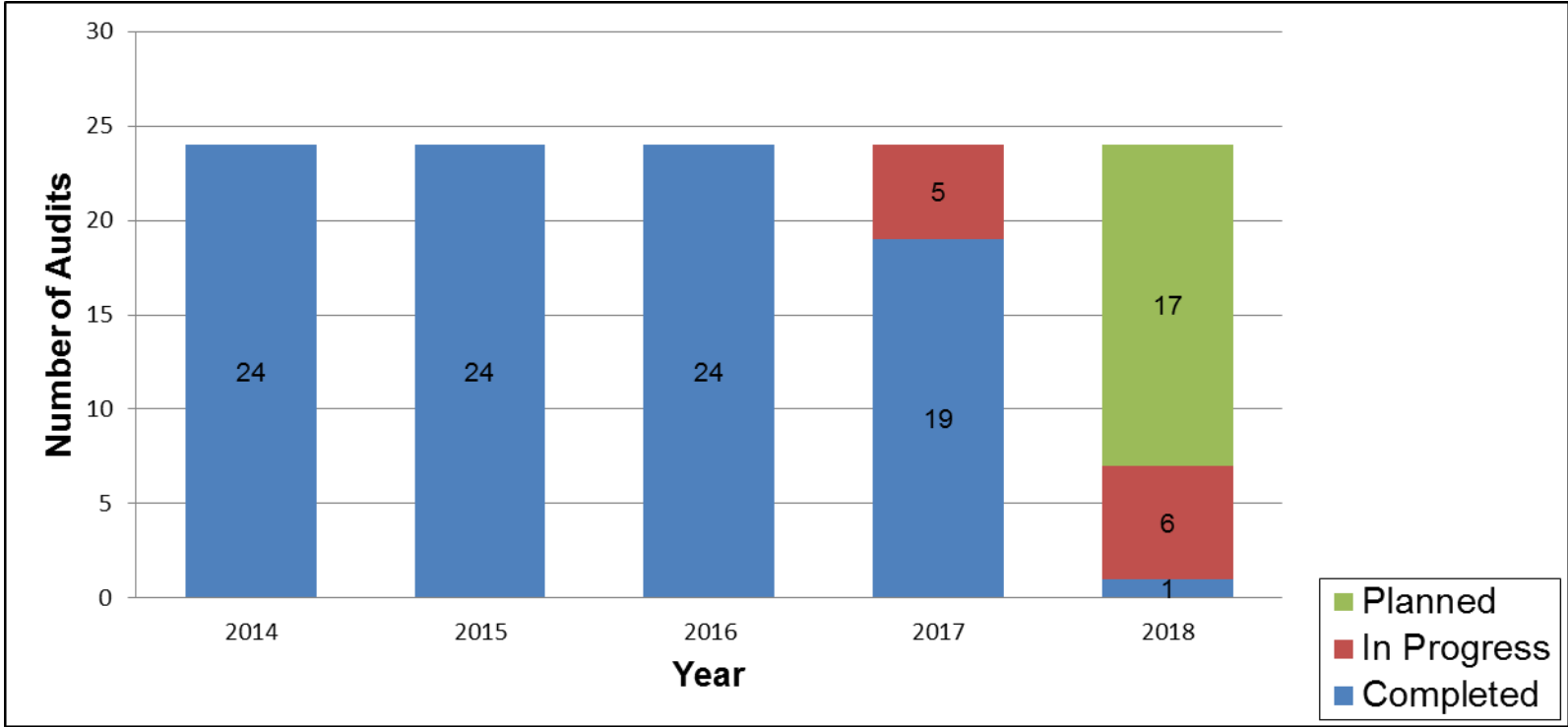
Top 20 RBOs with Greater than 50% Estimated Medi-Cal Lives



Remaining RBOs with Medi-Cal Lives



RBO Audits



Questions