

Provider Solvency Quarterly Update

July 17, 2019

Michelle Yamanaka
Supervising Examiner, Office of Financial Review

Risk Bearing Organization (RBO) Financial Reporting as of 3/31/19

187 Risk Bearing Organizations are required to file survey reports:

Annually – 180 RBOs filed Annual Survey Reports

Quarterly:

- 130 RBOs file Quarterly Survey Reports
- 57 RBOs file Compliance Statements

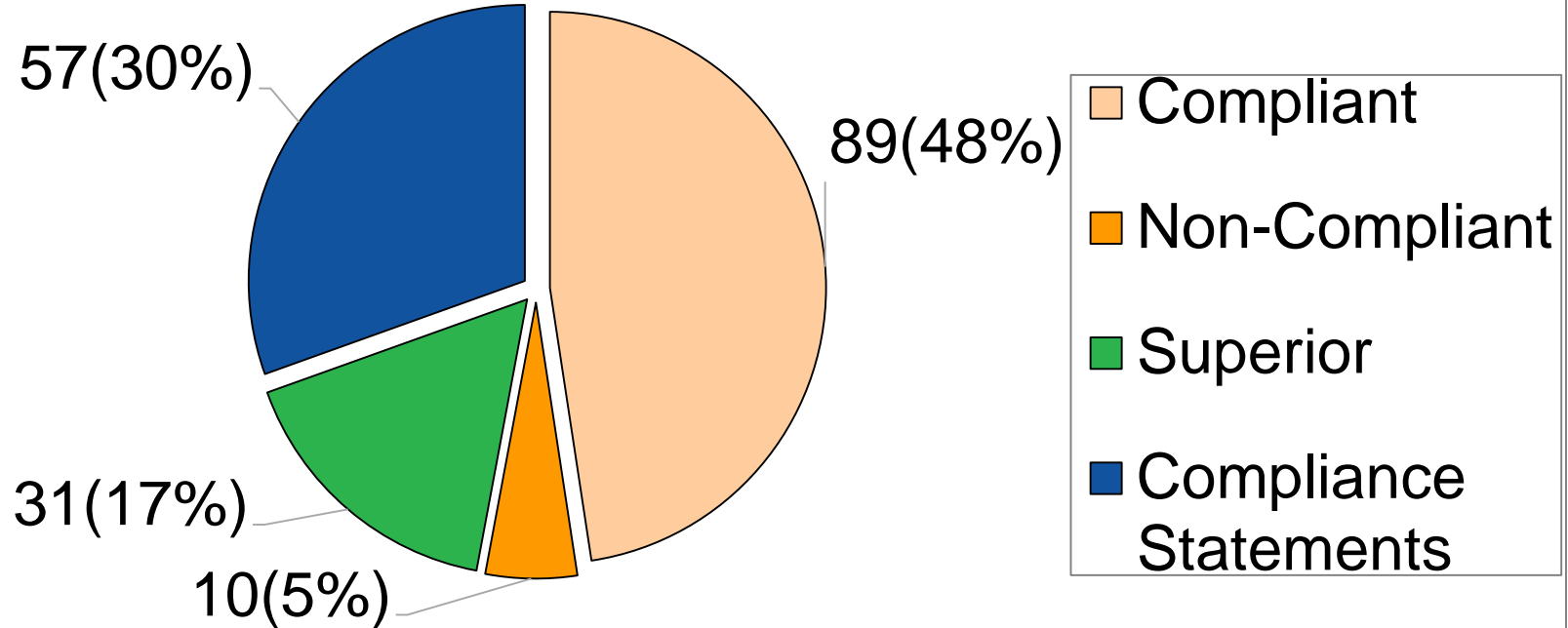
Monthly - 11 RBOs file monthly financial statements

Status of Risk Bearing Organizations

	6/30/18	9/30/18	12/31/18	3/31/19
Superior	37	36	29	31
Compliant	84	81	90	89
Non-Compliant	15	15	8	10
Compliance Statements	52	54	57	57
Total	188	186	184	187

Risk Bearing Organizations at 3/31/19

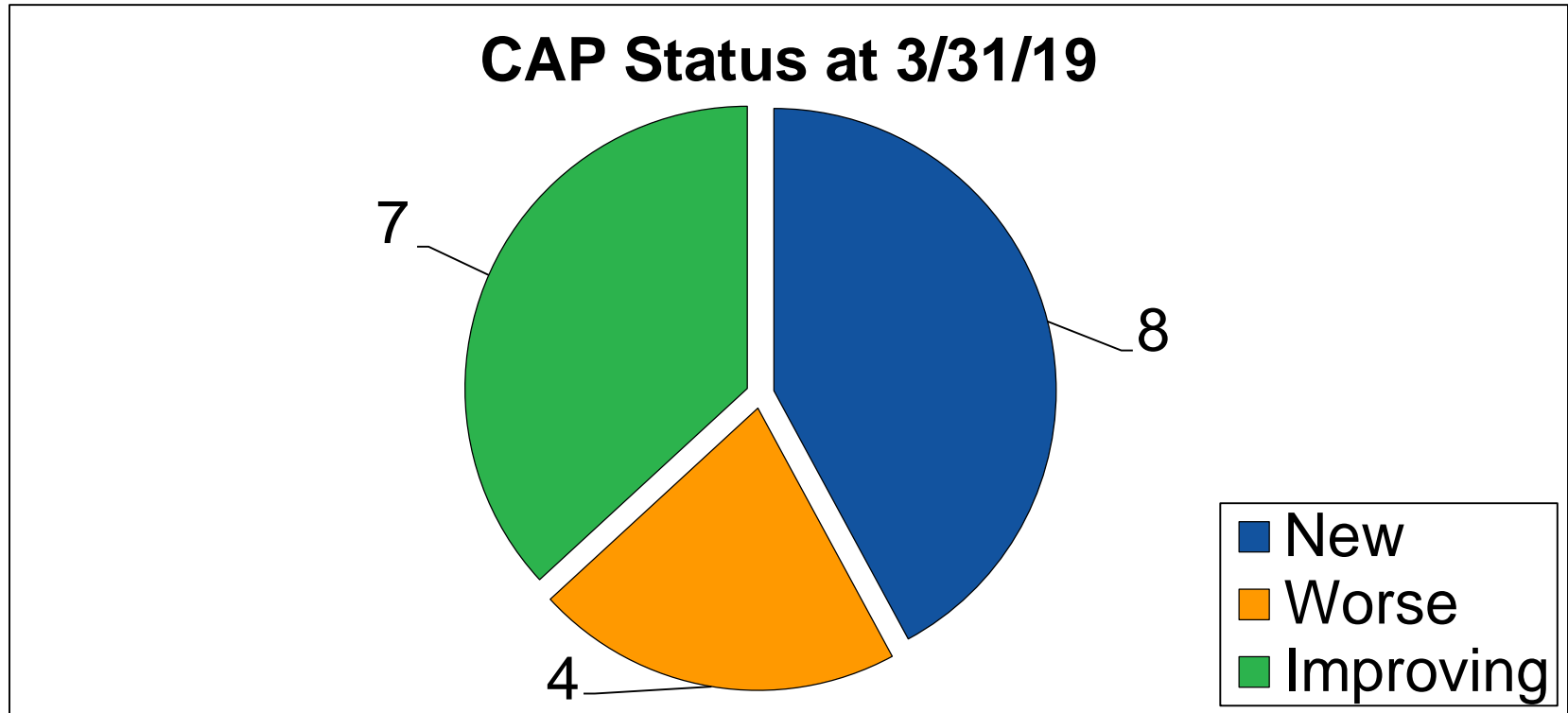
RBO Status at 3/31/19



Status of Corrective Action Plans by RBO

	6/30/18	9/30/18	12/31/18	3/31/19
New	8	3	4	8
Improving	11	11	14	7
Worse	2	7	3	4
Total	21	21	21	19

Corrective Action Plans at 3/31/19



CAP Review Summary as of 3/31/19

19 Corrective Action Plans (CAP):

- 8 CAPs are Approved
- 11 CAPs are In Review
 - 3 CAPs are In Review (previous reporting)
 - 8 CAPs are New and In Review (current period)

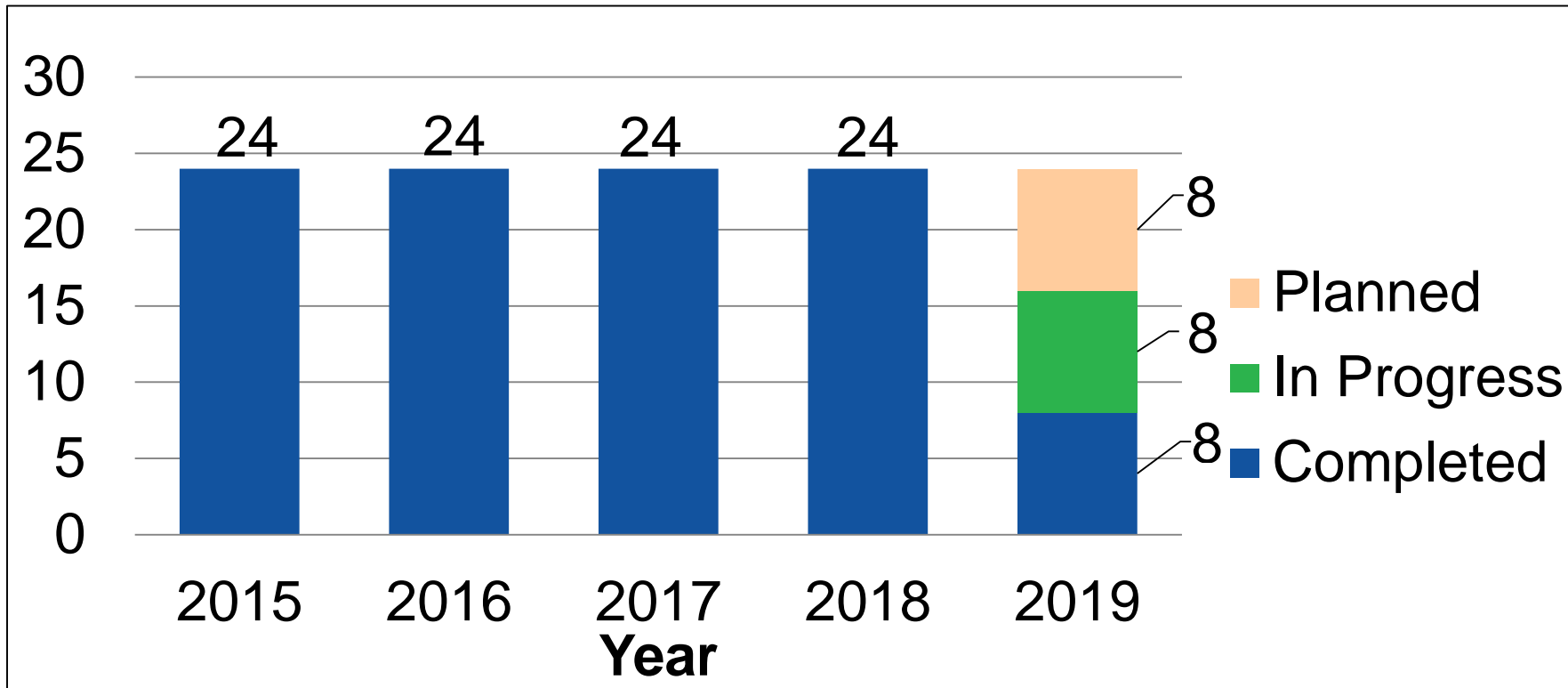
Top 20 RBOs with Greater than 50% Estimated Medi-Cal Lives

	Total Medi-Cal Enrollment	# of RBOs
CAP	307,000	2
Monitor Closely	281,000	2
No Financial Concerns	2,305,000	16
Total	2,893,000	20

Remaining RBOs with Medi-Cal Lives

	Total Medi-Cal Enrollment	# of RBOs
CAP	110,000	9
Monitor Closely	143,000	5
No Financial Concerns	749,000	59
Total	1,002,000	73

Number of RBO Audits



Questions