

# Provider Solvency Update

November 18, 2013

**Michelle Yamanaka**

Supervising Examiner

[www.HealthHelp.ca.gov](http://www.HealthHelp.ca.gov)

DEPARTMENT OF  
**Managed  
Health Care**

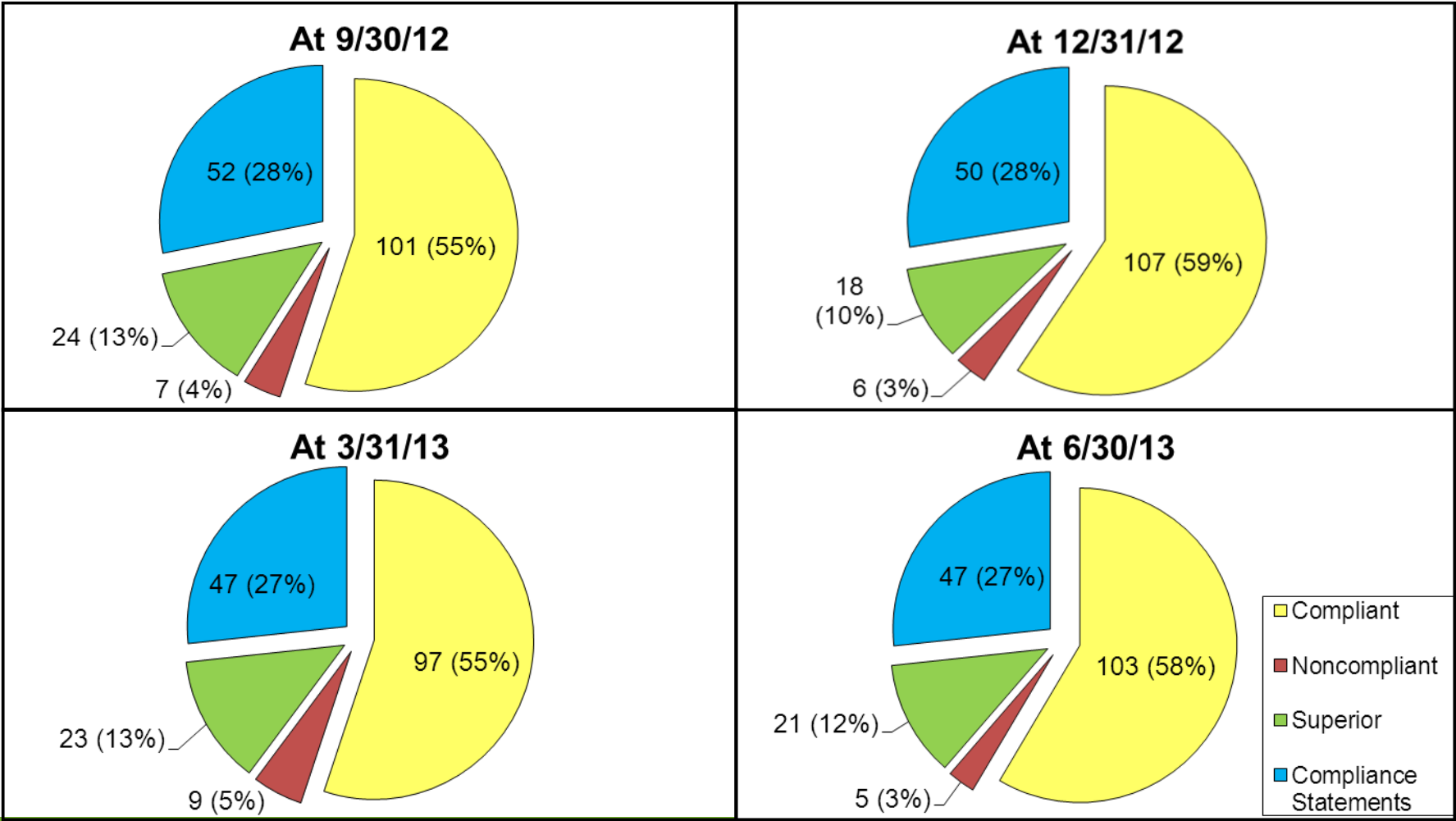


# Overview

- Financial Survey Reviews
- RBOs with more than 50% Medi-Cal enrollment
- Active Corrective Action Plan
- RBO Audits
- RBO Information on DMHC website

[www.HealthHelp.ca.gov](http://www.HealthHelp.ca.gov)

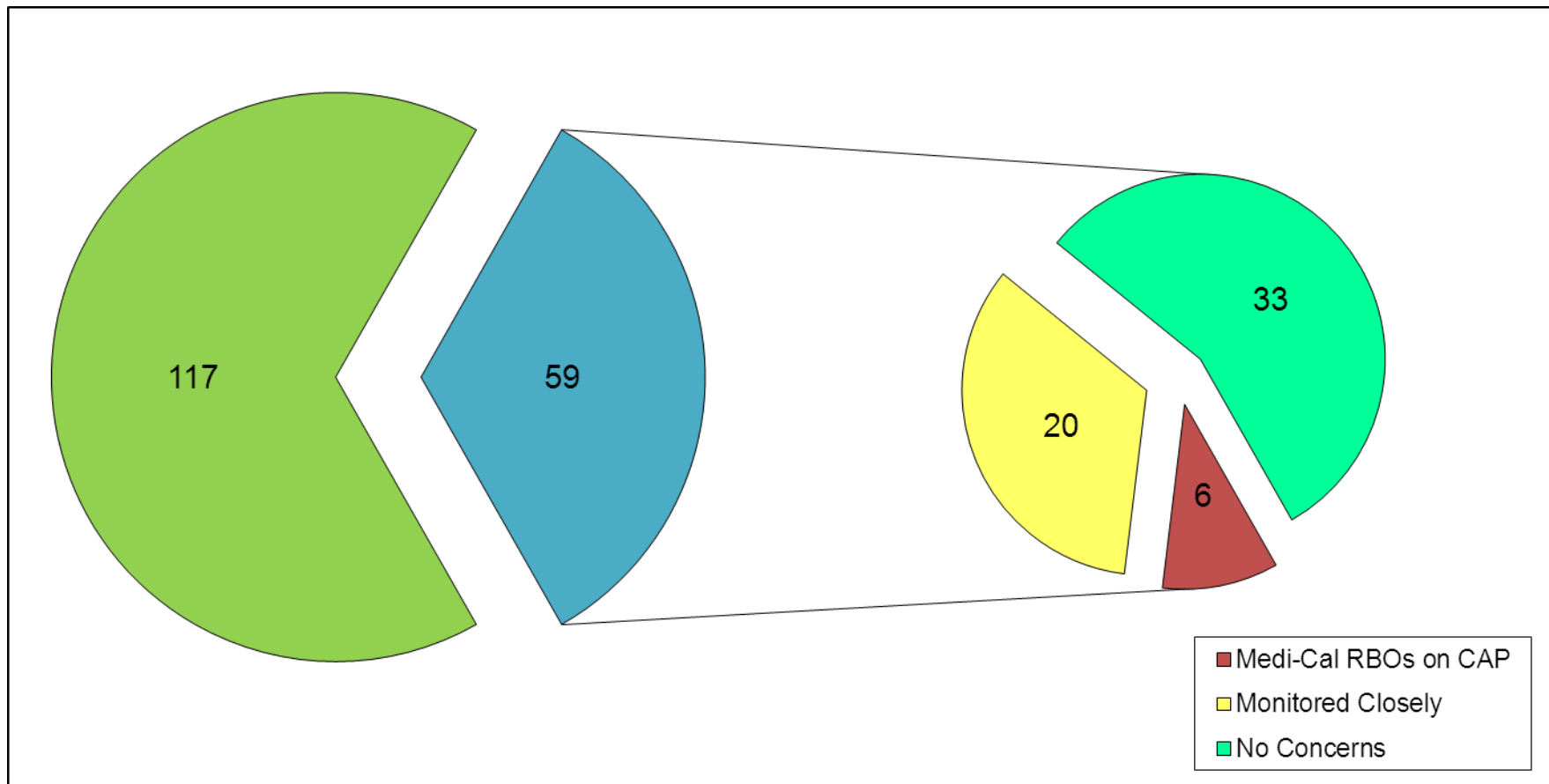
# Status of All Risk Bearing Organizations



[www.HealthHelp.ca.gov](http://www.HealthHelp.ca.gov)



# Status of RBOs with Greater than 50% Medi-Cal Enrollment at June 30, 2013



[www.HealthHelp.ca.gov](http://www.HealthHelp.ca.gov)

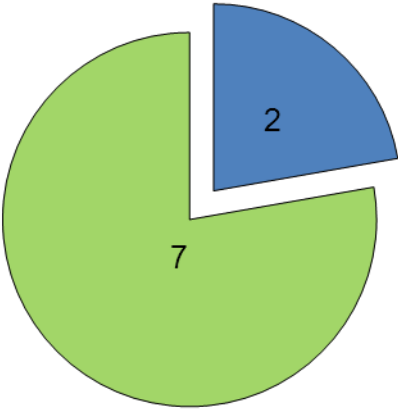
# Status of RBOs with Greater than 50% Medi-Cal Enrollment

	RBOs with less than 50% Medi-Cal Enrollees	RBOs with more than 50% Medi-Cal Enrollees	Medi-Cal RBOs on Corrective Action Plan	Medi-Cal RBOs Monitored Closely	Medi-Cal RBOs with Financial No concerns
Quarter 3, 2012	121	63	5	21	37
Quarter 4, 2012	119	62	4	24	34
Quarter 1, 2013	117	59	5	20	34
Quarter 2, 2013	117	59	6	20	33

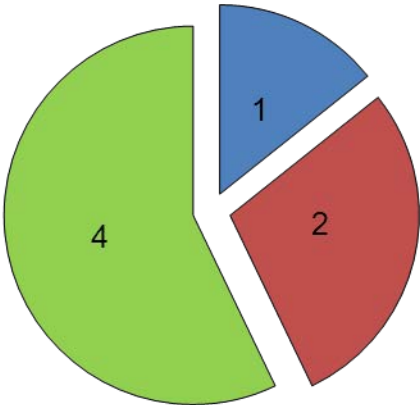
[www.HealthHelp.ca.gov](http://www.HealthHelp.ca.gov)

# CAP Status

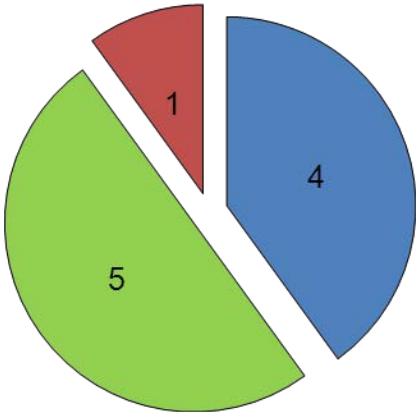
CAP Status at 9/30/12



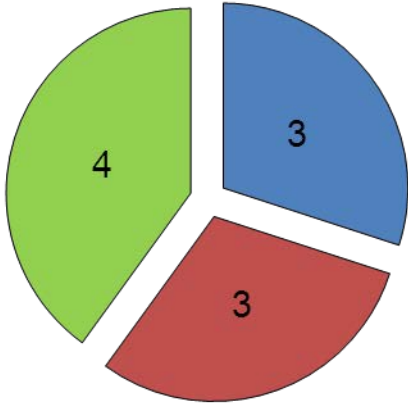
CAP Status at 12/31/12



CAP Status at 3/31/13



CAP Status at 6/30/13

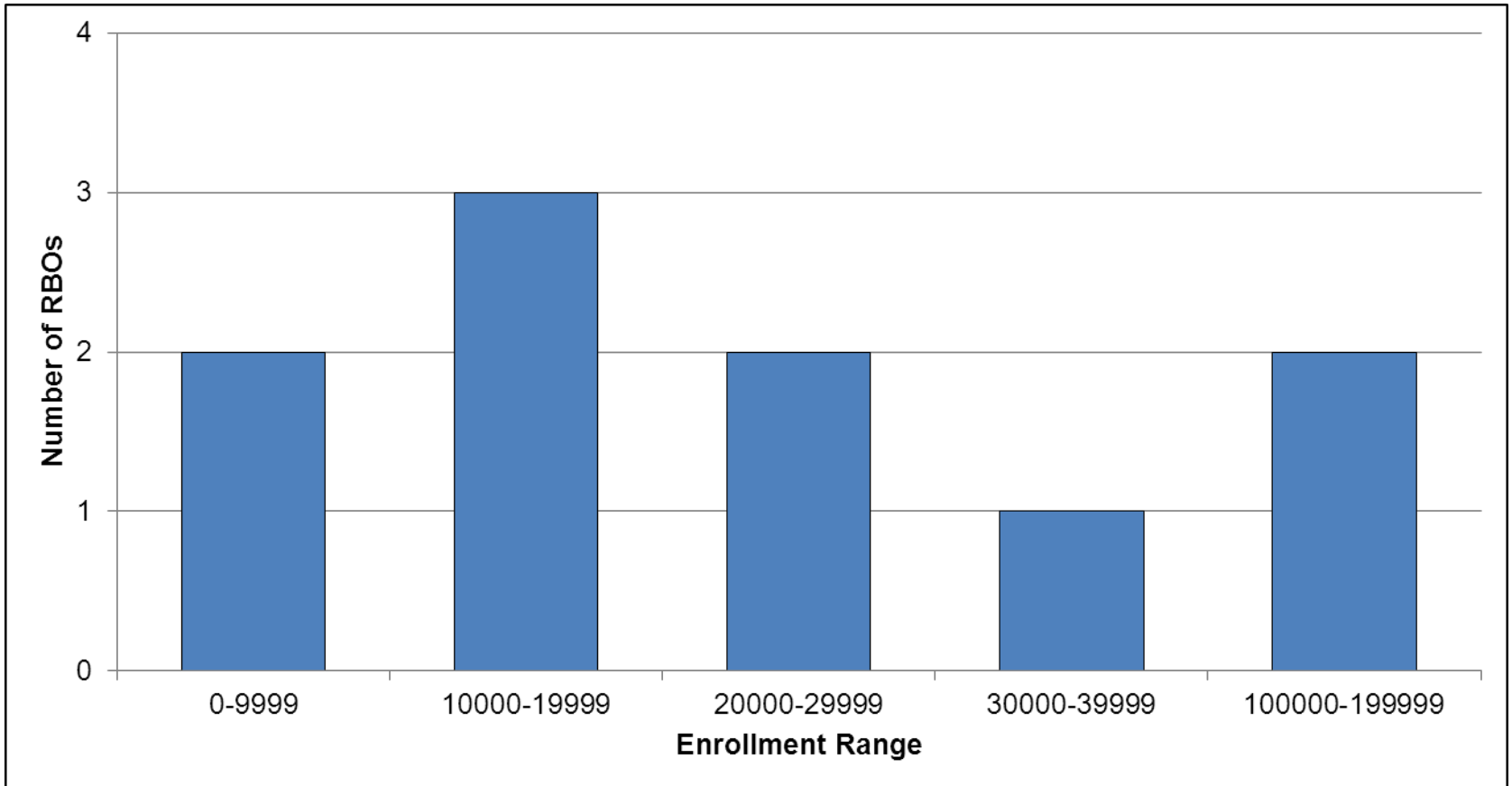


■ New/In Progress  
■ Worse  
■ Improving

[www.HealthHelp.ca.gov](http://www.HealthHelp.ca.gov)

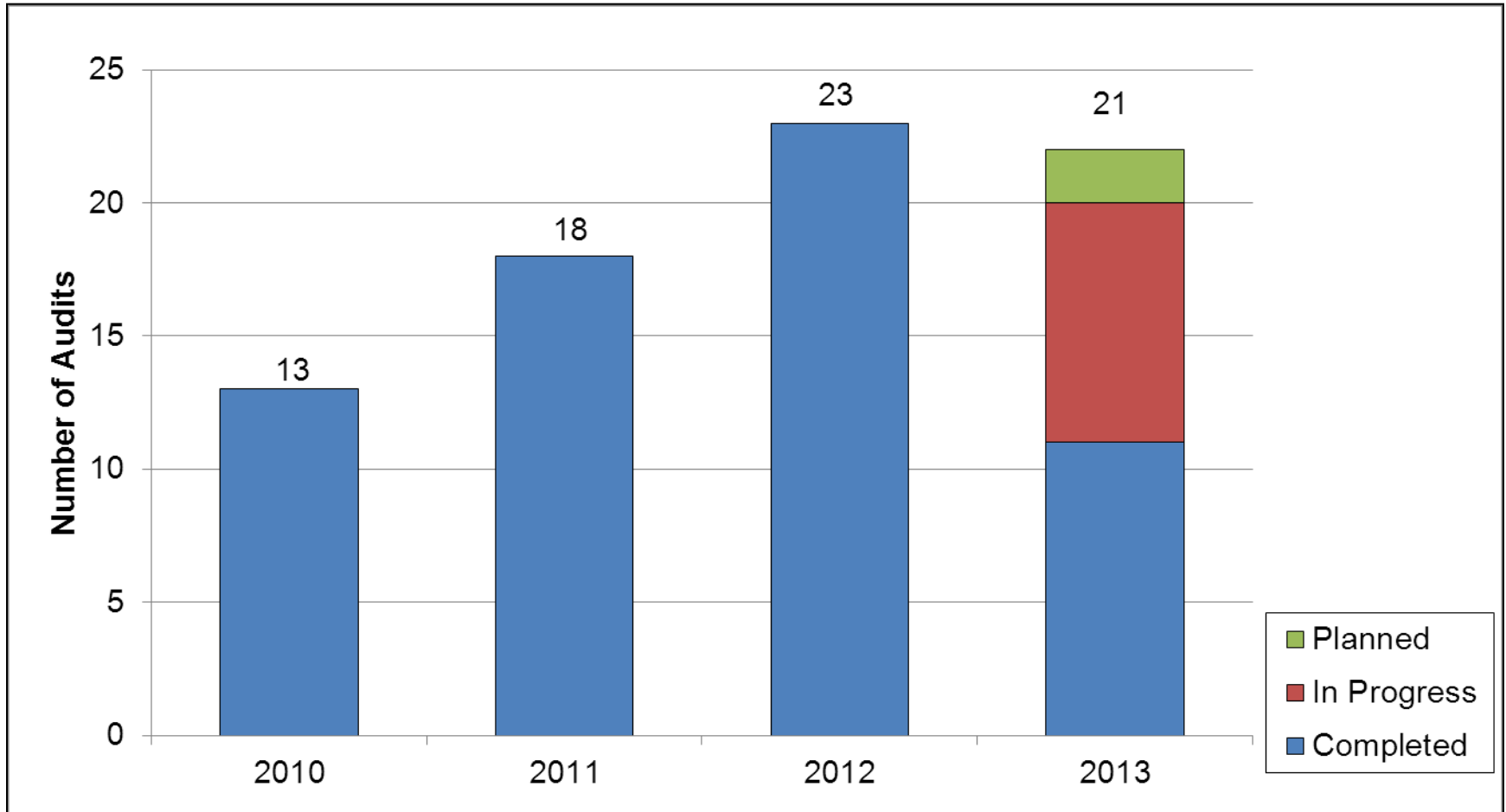


# Enrollment Range for RBOs on CAP at 6/30/13



[www.HealthHelp.ca.gov](http://www.HealthHelp.ca.gov)

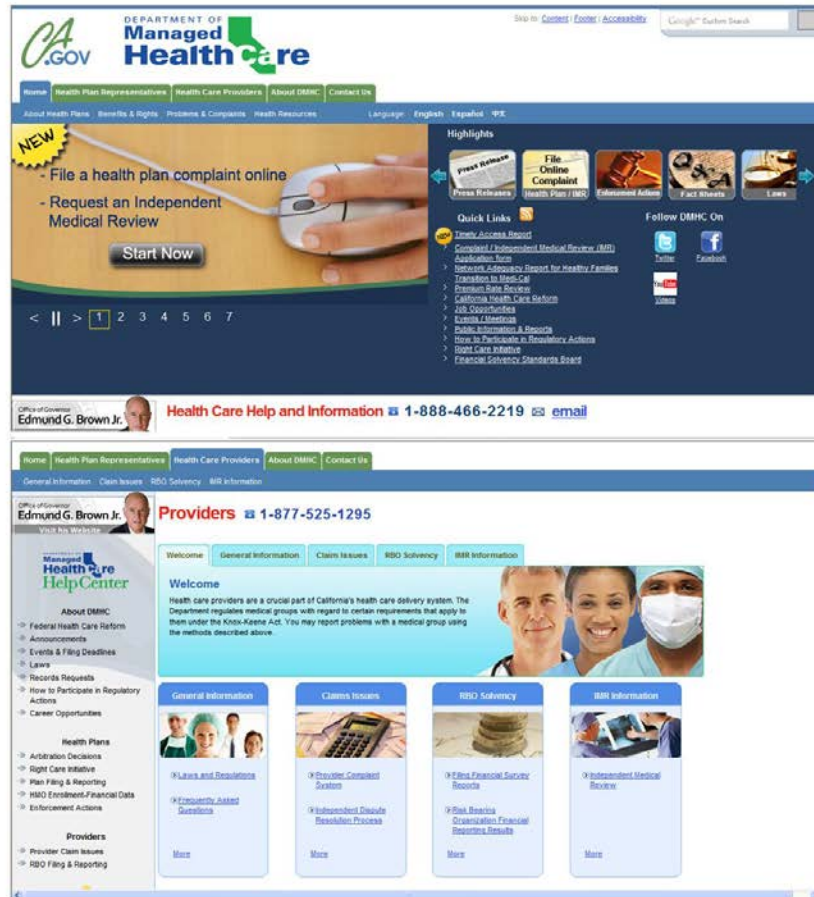
# RBO Audits



[www.HealthHelp.ca.gov](http://www.HealthHelp.ca.gov)



# DMHC Website



www.HealthHelp.ca.gov

DEPARTMENT OF  
**Managed  
Health Care**

# DMHC Website

Home | Health Plan Representatives | Health Care Providers | About DMHC | Contact Us

General Information | Claim Issues | RBO Solvency | IMR Information

## Providers


1-877-525-1295

- RBO Solvency
- Submit RBO Financial Survey Reports
- RBO & Capitated Providers
- **RBO - Financial Reporting Results**

[Site Map](#) > [Health Care Providers](#) > [Risk Bearing Organization \(RBO\) Solvency](#) > RBO - Financial Reporting Results

Welcome | General Information | Claim Issues | RBO Solvency | IMR Information

### Risk Bearing Organizations' Financial Reporting Results



The chart lists the RBO (provider identification number, name, region, county and reporting period) and whether the RBO has 'met' or 'not met' the four grading criteria (maintained positive working capital at all times; maintained positive TNE at all times; calculated and documented IBNR; and reimbursed, contested or denied at least 95 percent of its claims within 45 working days). In addition, the Relative Working Capital and TNE ratios are calculated (by the Department) for each RBO.

[Financial Surveys Received](#)

The RBOs that serve less than 10,000 covered lives under all risk arrangements as of December 31 of the preceding calendar year are required to file disclosure statements indicating if they have met or not met the Grading Criteria (listed above). Based on the information submitted, the Department can require the RBO to file Quarterly Survey Reports for additional information about the RBOs financial status.

The chart below contains the self-reported information from the disclosure statements ("Compliance Statements") received for RBOs with less than 10,000 lives. It summarizes whether the RBO has 'met' or 'not met' the Grading Criteria and if the RBO was provided written notice to file Quarterly Survey Reports to the Department.

[Compliance Statements Received](#)

The chart lists RBOs that have not filed either a Compliance Statement or a Quarterly Survey.

[List of Non-Filing RBO's](#)

Summary of Comparative Aggregated Data for the following periods:

October 1, 2012 - December 31, 2012

[Statement of Organization](#)

The chart available below provides certain information set forth in each RBO's Statement of Organization filed with the Department.

[Statement of Organization](#)

www.HealthHelp.ca.gov

DEPARTMENT OF  
**Managed  
HealthCare**

# DMHC Website

## Financial Surveys Received

April 1 - June 30, 2013

Available Reports: 129

RBO ID	RBO Name	Region	County	FYE	Working Capital	DMHC Calculated Relative Working Capital	TNE	DMHC Calculated Relative TNE	Cash-to-Claims	Claims Timeliness%	95% Claims Timeliness	IBNR Estimates	CAP Required	CAP Implemented	Compliant with Final CAP
10002	Accountable Health Care IPA, Inc.	5	Los Angeles	12/31	Met	1.30	Met	1.28	Met	97	Met	Met	No		
10682	Advantage Care IPA	5	Los Angeles	12/31	Met	1.53	Met	1.53	Met	99	Met	Met	No		
10516	Advantage Health Network	5	Los Angeles	12/31	Met	2.55	Met	2.26	Met	100	Met	Met	No		
10713	Affiliated Physicians IPA	5	Los Angeles	12/31	Met	1.85	Met	1.85	Met	100	Met	Met	No		
10010	Affinity Medical Group, Inc.	2	Contra Costa	12/31	Met	1.36	Met	1.90	Met	99	Met	Met	No		
10021	Allied Physicians of California, A Professional Medical Corp	5	Los Angeles	12/31	Met	2.30	Met	3.07	Met	100	Met	Met	No		
10022	Alpha Care Medical Group	5	Los Angeles	12/31	Met	1.23	Met	1.23	Met	95	Met	Met	No		
10031	Angeles IPA	5	Los Angeles	12/31	Met	1.03	Met	1.03	Met	100	Met	Met	No		
10419	AppleCare Medical Group St. Francis IPA Inc.	5	Orange	12/31	Met	1.47	Met	1.32	Met	100	Met	Met	No		
10120	AppleCare Medical Group, Inc	5	Orange	12/31	Met	1.36	Met	1.35	Met	100	Met	Met	No		

[www.HealthHelp.ca.gov](http://www.HealthHelp.ca.gov)

# DMHC Website

## Compliance Statements Received

April 1 - June 30, 2013

Available Reports: 47

RBO ID	RBO Name	Region	County	FYE	Working Capital	TNE	Cash-to-Claims	95% Claims Timeliness	IBNR Estimates	Claims Timeliness %	Has the RBO experienced any events that materially alter their ability to remain compliant with the Grading Criteria?	RBO required to file Quarterly Financial Survey
10522	Access IPA	5	Los Angeles	12/31	Met	Met	Met	Met	Met	100	No	No
10001	Access Medical Group, Inc.	5	Los Angeles	12/31	Met	Met	Met	Met	Met	98	No	No
10011	AKM Medical Group	5	Los Angeles	12/31	Met	Met	Met	Met	Met	100	No	No
10719	Alliance Desert Physicians	6	San Bernardino	12/31	Met	Met	Met	Met	Met	100	No	No
10030	Anchor Medical Group	6	San Bernardino	12/31	Met	Met	Met	Met	Met	98	No	No
10711	Apollo Healthcare, Inc.	5	Los Angeles	12/31	Met	Met	Met	Met	Met	99.8	No	No
10044	Bay Valley Medical Group, Inc.	2	Alameda	8/31	Met	Met	Met	Met	Met	99	No	No
10353	Centinela Valley IPA Medical Group	5	Los Angeles	12/31	Met	Met	Met	Met	Met	96.4	No	No
10082	Central Valley Medical Group	3	Stanislaus	12/31	Met	Met	Met	Met	Met	100	No	No
10092	Chino Medical Group dba My Family Medical Group	6	San Bernardino	12/31	Met	Met	Met	Met	Met	100	No	No
10639	Desert Valley Medical Group	6	San Bernardino	12/31	Met	Met	Met	Met	Met	95	No	No
10128	Edward Medical IPA	5	Los Angeles	12/30	Met	Met	Met	Met	Met	95	No	No
10643	Encompass Medical Group	7	San Diego	12/31	Met	Met	Met	Met	Met	97	No	No
10683	Esperanza Medical Group IPA	5	Los Angeles	12/31	Met	Met	Met	Met	Met	100	No	No
10140	Family Health Alliance Medical Group	5	Los Angeles	12/31	Met	Met	Met	Met	Met	100	No	No

[www.HealthHelp.ca.gov](http://www.HealthHelp.ca.gov)

DEPARTMENT OF  
**Managed Health Care**

# DMHC Website

## Non-Filing RBOs

April 1 - June 30, 2013



Non-Filing RBOs: 0

Quarterly Financial Survey Reports are due no later than 45 days following the close of each quarter of the fiscal year.

There are no RBOs to display for the selected reporting period.

## Non-Filing RBOs

July 1 - September 30, 2013



Non-Filing RBOs: 15

Quarterly Financial Survey Reports are due no later than 45 days following the close of each quarter of the fiscal year.

RBO ID	RBO Name
10717	Arch Health Partners
10743	Associated Dignity Medical Group Professional Corporation
10734	Borrego Independent Physicians Association
10092	Chino Medical Group dba My Family Medical Group
10094	CHW Medical Foundation/Medclinic of Sacramento
10702	CHWMF-Sequoia dba Sequoia Physicians Network
10101	Community Health Center Network
10751	Doctors Choice Medical Group
10128	Edward Medical IPA
10179	Hispanic Physician IPA
10223	Los Angeles Medical Center
10716	Northern Cal Advantage Medical Group, Inc.
10754	Physicians Partners IPA, Inc.
10750	Select Healthcare System
10503	Woodland Clinic - CHW Medical Foundation

[www.HealthHelp.ca.gov](http://www.HealthHelp.ca.gov)

# DMHC Website

## Summary of Comparative Aggregated Data

April 1 - June 30, 2013

	STATEWIDE	REGION 1	REGION 2	REGION 3	REGION 4	REGION 5	REGION 6	REGION 7
Number of RBOs reporting financial surveys	129	0	23	4	3	71	16	12
Number of RBOs reporting compliance statements	47	1	5	1	0	24	12	4
Number of Non-filing RBOs (based upon in-house data)	0	0	0	0	0	0	0	0
Number of RBOs non-compliant with the working capital requirement	2	0	0	0	0	0	1	1
Number of RBOs non-compliant with the Tangible Net Equity (TNE) requirement	3	0	0	0	0	1	1	1
Number of RBOs non-compliant with the cash-to-claims requirement	2	0	0	0	0	1	0	1
Number of RBOs non-compliant with the 95% claims timeliness requirement	1	0	0	0	0	1	0	0
Number of RBOs non-compliant with the IBNR methodology requirement	0	0	0	0	0	0	0	0
Average relative working capital ratio	1.70	0	1.87	1.38	1.40	1.77	1.31	1.67
Average relative TNE ratio	1.91	0	2.36	1.21	1.41	1.96	1.63	1.45
Average cash-to-claims requirement	9.11	0	5.88	11.63	6.14	2.84	1.69	62.21
Average claims timeliness percentage	99.64	0	99.22	99.5	99.33	100	97.35	98.75
Number of RBOs meeting all grading criteria	171	0	28	5	3	94	26	15
Number of RBOs non-compliant with 1 (one) grading criteria	2	0	0	0	0	1	1	0
Number of RBOs non-compliant with 2 (two) grading criteria	2	0	0	0	0	1	1	0
Number of RBOs non-compliant with 3 (three) grading criteria	1	0	0	0	0	0	0	1
Number of RBOs non-compliant with 4 (four) grading criteria	0	0	0	0	0	0	0	0
Number of RBOs non-compliant with all grading criteria	0	0	0	0	0	0	0	0
Number of Corrective Action Plans required	10	0	1	0	0	4	2	3
Number of CAPs in the development process	3	0	0	0	0	3	0	0
Number of CAPs approved by the Department	7	0	1	0	0	1	2	3
Number of RBOs compliant with approved CAP	4	0	1	0	0	1	1	1
Number of RBOs non-compliant with approved CAP	3	0	0	0	0	0	1	2

[www.HealthHelp.ca.gov](http://www.HealthHelp.ca.gov)

# DMHC Website

## Statement of Organization

2012

Available Reports: 178

RBO	Model Legal Ownership	Lives	Counties	RBO Ownership - Partially or wholly owned by a hospital or health care system?	If yes, please provide organization name and explain relationship:	MSO Name Contact Name Title Related to RBO	MSO Address City, State, Zip Code Phone Number	Dispute Address City, State, Zip Code Phone Number	Contracting Health Plans	Total Primary Care Phys.	Total Specialist Phys.
10522 - Access IPA	IPA Professional Corporation	0 - 4,999	Los Angeles	No		Alpha Medical Management LLC Martha Sarabia Administrator No	880 S. Atlantic Blvd., Suite 201 Monterey Park, CA 91754 626.457.5579	880 S. Atlantic Blvd., Suite 201 Monterey Park, CA 91754 626.457.5579	Blue Cross of California Care 1st Health Plan Health Net of California, Inc.	24	86
10001 - Access Medical Group, Inc.	IPA Professional Corporation	5,000 - 9,999	Los Angeles	No		Advanced Medical Management Inc. Paul Pew Executive Vice President No	5000 Airport Plaza Drive, Suite 150 Long Beach, CA 90815 562.766.2000	5000 Airport Plaza Drive, Suite 150 Long Beach, CA 90815 562.766.2000	California Physicians' Service EASY CHOICE HEALTH PLAN, Inc. UHC of California	39	245
10002 - Accountable Health	IPA Professional	150,000 -	Los Angeles, Orange,	No		N/A		2525 Cherry Avenue Ste 225 .....	Blue Cross of California California Physicians' Service Care 1st Health Plan Cigna HealthCare of California, Inc. EASY CHOICE HEALTH PLAN,	371	616

[www.HealthHelp.ca.gov](http://www.HealthHelp.ca.gov)





**Region 1**

- Butte
- Colusa
- Del Norte
- Glenn
- Humboldt
- Lake
- Lassen
- Mendocino
- Modoc
- Plumas
- Shasta
- Sierra
- Siskiyou
- Tehama
- Trinity

**Region 2**

- Alameda
- Amador
- Contra Costa
- El Dorado
- Marin
- Napa
- Nevada
- Placer
- Sacramento
- San Francisco
- San Joaquin
- San Mateo
- Santa Clara
- Santa Cruz
- Solano
- Sonoma
- Sutter
- Yolo
- Yuba

**Region 3**

- Alpine
- Calaveras
- Fresno
- Inyo
- Kings
- Madera
- Mariposa
- Merced
- Mono
- Monterey
- San Benito
- Stanislaus
- Tulare
- Tuolumne

**Region 4**

- Kern
- San Luis Obispo
- Santa Barbara

**Region 5**

- Los Angeles
- Orange
- Ventura

**Region 6**

- Riverside
- San Bernardino

**Region 7**

- Imperial
- San Diego

[www.HealthHelp.ca.gov](http://www.HealthHelp.ca.gov)

DEPARTMENT OF  
**Managed HealthCare**



# Risk Bearing Organizations' Financial Reporting Results

[http://www.dmhc.ca.gov/providers/rbo/rbo\\_results.aspx](http://www.dmhc.ca.gov/providers/rbo/rbo_results.aspx)

[www.HealthHelp.ca.gov](http://www.HealthHelp.ca.gov)

DEPARTMENT OF  
**Managed  
Health Care**



# Questions?

[www.HealthHelp.ca.gov](http://www.HealthHelp.ca.gov)